

# SOMBOR INDICES OF SOME GRAPHS

ABSTRACT. Let  $G$  be a graph with no loops and parallel edges. The Sombor index  $SO(G)$  of graph  $G$  was introduced recently by I. Gutman and defined as  $SO = SO(G) = \sum_{ij \in E(G)} \sqrt{d_i^2 + d_j^2}$ , where the degree of the vertex  $i$  in  $G$  is denoted by  $d_i$ . Graph operations such as Subdivision, concept of Triangular graph, Semi Total graph and Total graph are used to derive complex graphs from the pre-existing simple graph. The study of the topological indices of these graph operations help in identifying the structural properties of complex graph in specific areas like computer, chemical and biological sciences. In this paper we calculate the Sombor index of Subdivisions of Graph  $S(G)$ , Triangle Parallel Graph  $R(G)$ , Semi Total graph  $Q(G)$  and the Total graph  $T(G)$  of a few classes of graph  $G$ .

*Keywords:* Topological indices, Operations on graph, Sombor Index

2010 Mathematics Subject Classification: 05C12, 05C90

## 1. INTRODUCTION

Topological index of many classes of graphs have been investigated deeply in the fields of Graph Theory. Topological indices help in predicting the properties of chemical compounds. Its importance is highly acknowledged in chemical mathematics as well. Though Sombor Index (see [19, 20, 23, 24, 25, 26, 27]) is a recently developed degree based topological index by I. Gutman, it acquired the attention of scholars in a short span of time. As a result, many research papers were brought out on this topic. Sombor Index (see [1, 13, 15, 16, 17, 19, 20, 31]) of the graph  $G$  is defined by  $SO(G) = \sum_{ij \in E(G)} \sqrt{d_i^2 + d_j^2}$

Over the years, many operations on graph and variants of corona have been intensively studied in literature. Subdivisions of Graph  $S(G)$ , Triangle Parallel Graph  $R(G)$ , Semi Total graph  $Q(G)$  and the Total graph  $T(G)$  are four graph operations among them. These four graph operations and the work of I. Gutman have become the source of motivation to study and form general formulae for some modified graph of  $G$ .

**Definition 1.1.** "The subdivision graph  $S(G)$  of a graph  $G$  is the graph obtained by inserting a new vertex into every edge of  $G$ ". (see [2, 11, 14, 18, 21])

**Definition 1.2.** "Triangle parallel graph (see [5, 11, 14, 18])  $R(G)$  is obtained from  $G$  by adding a new vertex corresponding to each edge of  $G$  and then joining each new vertex to the end vertices of the corresponding edge".

**Definition 1.3.** "The semi total graph (see [5, 11, 14, 18])  $Q(G)$  is obtained from  $G$  by adding a new vertex corresponding into every edge of  $G$  and then joining with edges those pairs of new vertices on adjacent edges of  $G$ ".

**Definition 1.4.** " The total graph  $T(G)$  (see [5, 11, 14, 18]) of a graph  $G$  has a vertex for each edge and vertex of  $G$ , and two vertices in  $T(G)$  are adjacent if and only if their corresponding elements are either adjacent or incident in  $G$ ".

**Lemma 1.5.** [12] For a graph  $G$

- (i) " $|V(S(G))| = |V(R(G))| = |V(Q(G))| = |V(T(G))| = |V(G)| + |E(G)|$ ".
- (ii) " $|E(S(G))| = 2|E(G)|$ ".
- (iii) " $|E(R(G))| = 3|E(G)|$ ".
- (iv) " $|E(Q(G))| = 2|E(G)| + |E(L(G))|$ ".
- (v) " $|E(T(G))| = 2|E(G)| + |E(L(G))|$ ".
- (vi) "If  $v \in V(G)$ , then  $d_{S(G)}(v) = d_{Q(G)}(v) = d_G(v)$  and  $d_{R(G)}(v) = d_{T(G)}(v) = 2d_G(v)$ ".
- (vii) "If  $v \notin V(G)$  but  $v \in V(S(G))/V(R(G))/V(Q(G))/V(T(G))$ , then  $d_{S(G)}(v) = d_{R(G)}(v) = 2$  and  $d_{Q(G)}(v) = d_{T(G)}(v) = 2d_{L(G)}(v) + 2$ ".

## 2. SOMBOR INDEX OF SUBDIVISION OF GRAPHS

Here Sombor index of subdivision of some graphs are computed.

**Theorem 2.1.** Sombor Index of subdivision (see [5]) of some graphs are given by the following results.

- (1) If  $G = (n, m)$  be a regular graph with regularity  $r$ , then

$$SO(S(G)) = 2m\sqrt{2^2 + r^2}$$

- (2)  $SO(S(P_n)) = SO(P_{2n-1}) = 2\sqrt{5} + 4(n-2)\sqrt{2}$  for  $n \geq 2$ .
- (3)  $SO(S(F_n)) = SO(F_n) + 6n\sqrt{2}$ .
- (4)  $SO(S(S_n)) = (n-1)(\sqrt{(n-1)^2 + 4} + \sqrt{5})$ .

*Proof.* (1) For a regular graph  $G = (n, m)$  with regularity  $r$ ,  $S(G)$  [33] has  $n+m$  vertex and  $2m$  edges. Each edge of  $S(G)$  has end degree  $(r, 2)$ . Therefore,  $SO(S(G)) = 2m\sqrt{r^2 + 4}$

- (2) Consider path  $P_n$ , then by introducing a vertex to each edge of  $P_n$ , we get  $S(P_n)$ , which is again a path and has  $2n - 1$  edges.

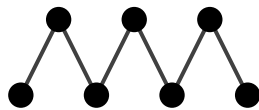
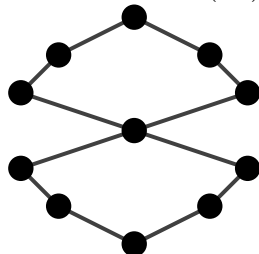
(See Figure 1)

Therefore,  $SO(S(P_n)) = SO(P_{2n-1})$ . Hence the result.(refer [2])

- (3) In the case of friendship graph  $F_n$ , each cycle  $C_3$  will change to  $C_6$ . Thus the graph  $S(F_n)$  [32] has  $2n$  edges with end vertices of degree  $2n$  and  $2$  and  $4n$  edges with both end vertices of degree  $2$ . (See Figure 2)

$$SO(S(F_n)) = 2n\sqrt{2n^2 + 2^2} + 4n\sqrt{2^2 + 2^2}$$

$$SO(S(F_n)) = 4n\sqrt{n^2 + 1} + 8n\sqrt{2}$$

FIGURE 1.  $S(P_4)$ FIGURE 2.  $S(F_2)$ 

$$SO(S(F_n)) = SO(F_n) + 6n\sqrt{2}.$$

(refer [2])

- (4) The subdivision of star graph  $S(S_n)$  has  $n-1$  edges with end vertices of degree  $n-1$  and 2 and  $n-1$  edges with end vertices of degree 2 and 1.

$$SO(S(S_n)) = (n-1)\sqrt{(n-1)^2 + 2^2} + (n-1)\sqrt{2^2 + 1^2}$$

$$SO(S(S_n)) = (n-1)\sqrt{(n-1)^2 + 4} + (n-1)\sqrt{5}.$$

□

### 3. SOMBOR INDEX OF TRIANGLE PARALLEL GRAPHS

**Theorem 3.1.** *Sombor Index of Triangle parallel graph of some graphs are given by the following results.*

- (1) If  $G = (n, m)$  be a regular graph with regularity  $r$ , then

$$SO(R(G)) = 2rm\sqrt{2} + 4m\sqrt{r^2 + 1}$$

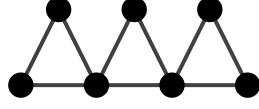
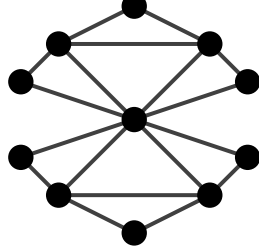
- (2)  $SO(R(P_n)) = 4(n-1)\sqrt{5} + 4(n-2)\sqrt{2}$  for  $n > 2$ .  
 (3)  $SO(R(F_n)) = 2SO(F_n) + 4n(\sqrt{4n^2 + 1} + 2\sqrt{5})$ .  
 (4)  $SO(R(S_n)) = SO(F_{n-1}) = 2(n-1)\sqrt{2} + 4(n-1)\sqrt{(n-1)^2 + 1}$

*Proof.* (1) For a regular graph [30]  $G = (n, m)$  with regularity  $r$ ,  $S(G)$  has  $n + m$  vertex and  $3m$  edges. Also  $R(G)$  has  $2m$  edges of end degree  $(2r, 2)$  and  $m$  edges of end degree  $(2r, 2r)$ .

Therefore,  $SO(R(G)) = 2rm\sqrt{2} + 4m\sqrt{r^2 + 1}$

- (2) Consider path  $P_n$ . By introducing a vertex to each edge and joining to the adjacent vertices, we get  $R(P_n)$  which has  $2n - 1$  vertices and  $3(n - 1)$  edges.  $R(P_n)$  has 2 edges with end vertices of degree 2,  $n - 3$  edges with end vertices of degree 4, and the remaining  $2n - 2$  edges have end vertices of degree 2 and 4 (See Figure 3).

Therefore,  $SO(R(P_n)) = 2\sqrt{2^2 + 2^2} + (n-3)\sqrt{4^2 + 4^2} + (2n-2)\sqrt{2^2 + 4^2}$

FIGURE 3.  $R(P_4)$ FIGURE 4.  $R(F_2)$ 

$$SO(R(P_n)) = 4(n-1)\sqrt{5} + 4(n-2)\sqrt{2}.$$

- (3) The graph  $R(F_n)$  [28, 29] has  $9n$  edges in which  $2n$  edges have end vertices of degree  $4n$  and  $4$ ,  $2n$  edges have end vertices of degree  $4n$  and  $2$ ,  $4n$  edges have end vertices of degree  $2$  and  $4$  and  $n$  edges with both end vertices of degree  $4$  (See Figure 4).

$$SO(R(F_n)) = 2n\sqrt{4n^2 + 4^2} + 2n\sqrt{4n^2 + 2^2} + 4n\sqrt{2^2 + 4^2} + n\sqrt{4^2 + 4^2}$$

$$SO(R(F_n)) = 8n\sqrt{n^2 + 1} + 4n\sqrt{4n^2 + 1} + 8n\sqrt{5} + 4n\sqrt{2}$$

(refer [2])

$$SO(R(F_n)) = 2SO(F_n) + 4n(\sqrt{4n^2 + 1} + 2\sqrt{5})$$

- (4) The triangle parallel graph of star graph  $R(S_n)$  will be the friendship graph  $F_{n-1}$ .

$$SO(R(S_n)) = SO(F_{n-1})$$

(refer [2])

$$SO(R(S_n)) = 2(n-1)\sqrt{2} + 4(n-1)\sqrt{(n-1)^2 + 1}$$

□

#### 4. SOMBOR INDEX OF SEMI TOTAL GRAPHS

**Theorem 4.1.** *Sombor Index of semi total graph of some graphs are given by the following results.*

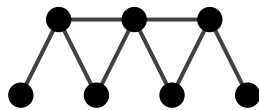
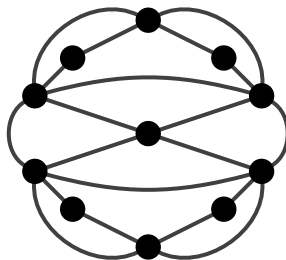
- (1) If  $G = (n, m)$  be a regular graph with regularity  $r$ , then

$$SO(Q(G)) = 2\sqrt{5}mr + r\sqrt{2}(nr^2 - 2m)$$

- (2)  $SO(Q(P_n)) = 10 + 2\sqrt{10} + 2\sqrt{13} + 4(n-3)\sqrt{5} + 4(n-4)\sqrt{2}$  for  $n > 2$ .

- (3)  $SO(Q(F_n)) = 4n\sqrt{4n^2 + (n+1)^2} + 4n\sqrt{(n+1)^2 + 1} + 4n\sqrt{5} + 16\sqrt{2} + 4n(n+1)\sqrt{2}$ .

- (4)  $SO(Q(S_n)) = (n-1)\sqrt{n^2 + (n-1)^2} + (n-1)\sqrt{n^2 + 1} + \frac{n(n-1)(n-2)}{2}\sqrt{2}$

FIGURE 5.  $Q(P_4)$ FIGURE 6.  $Q(F_2)$ 

*Proof.* (1) For a regular graph [30]  $G = (n, m)$  with regularity  $r$ ,  $S(G)$  has  $n + m$  vertex and  $2m + m_l$  edges.  $Q(G)$  has  $2m$  edges of end degree  $(r, 2r)$  and  $m_l = \frac{nr^2 - 2m}{2}$  edges of end degree  $(2r, 2r)$ .

Therefore,

$$\begin{aligned} SO(Q(G)) &= 2rm\sqrt{r^2 + (2r)^2} + \frac{nr^2 - 2m}{2}\sqrt{(2r)^2 + (2r)^2} \\ &= 2\sqrt{5}mr + r\sqrt{2}(nr^2 - 2m) \end{aligned}$$

(2) Consider path  $P_n$ . Then  $Q(P_n)$  has  $2n - 12$  vertices and  $2(n - 1) + n - 2$  edges with vertices of degree 1,2,3 and 4 (See Figure 5). The edge partition of  $Q(P_n)$  is given by

Degree of end vertices	Number of edges
(1, 3)	2
(2, 3)	2
(3, 4)	2
(2, 4)	$2(n - 3)$
(4, 4)	$n - 4$

Table 1. Edge Partition of  $Q(P_n)$ 

Therefore,

$$\begin{aligned} SO(Q(P_n)) &= 2\sqrt{1^2 + 3^2} + 2\sqrt{2^2 + 3^2} + 2\sqrt{3^2 + 4^2} + 2(n - 3)\sqrt{2^2 + 4^2} + (n - 4)\sqrt{4^2 + 4^2} \\ &= 10 + 2\sqrt{10} + 2\sqrt{13} + 4(n - 3)\sqrt{5} + 4(n - 4)\sqrt{2} \end{aligned}$$

(3) The graph  $Q(F_n)$  has  $5n + 1$  vertices and  $6n + m_l$  edges Where  $m_l = n(2n + 1)$  (See Figure 6).The edge partition of  $Q(F_n)$  is given by

Degree of end vertices	Number of edges
$(4n, 2(n+1))$	$2n$
$(2(n+1), 2)$	$2n$
$(2, 4)$	$2n$
$(4, 4)$	$4$
$(2(n+1), 2(n+1))$	$2n$

**Table 2. Edge Partition of  $Q(F_n)$**

Therefore,

$$\begin{aligned}
SO(Q(F_n)) &= 2n\sqrt{(4n)^2 + (2(n+1))^2} + 2n\sqrt{(2(n+1))^2 + 2^2} + 2n\sqrt{2^2 + 4^2} \\
&\quad + 4\sqrt{4^2 + 4^2} + 2n\sqrt{(2(n+1))^2 + (2(n+1))^2} \\
&= 4n\sqrt{4n^2 + (n+1)^2} + 4n\sqrt{(n+1)^2 + 1} + 4n\sqrt{5} + 16\sqrt{2} + 4n(n+1)\sqrt{2}
\end{aligned}$$

- (4)  $Q(S_n)$  will have  $n + n - 1 = 2n - 1$  vertices and  $2(n-1) + m_l$  edges, where  $m_l$  is the number of edges in line graph of  $S_n$  equal to  $\frac{(n-1)(n-2)}{2}$ . The edge partition is as follows.

Degree of end vertices	Number of edges
$((n-1), n)$	$n-1$
$(n, 1)$	$n-1$
$(n, n)$	$\frac{(n-1)(n-2)}{2}$

**Table 3. Edge Partition of  $T(S_n)$**

$$\begin{aligned}
SO(Q(S_n)) &= (n-1)\sqrt{n^2 + (n-1)^2} + (n-1)\sqrt{n^2 + 1} + \frac{(n-1)(n-2)}{2}\sqrt{n^2 + n^2} \\
&= (n-1)\sqrt{n^2 + (n-1)^2} + (n-1)\sqrt{n^2 + 1} + \frac{n(n-1)(n-2)}{2}\sqrt{2}
\end{aligned}$$

□

## 5. SOMBOR INDEX OF TOTAL GRAPHS

**Theorem 5.1.** *Sombor Index of total graph of some graphs are given by the following results.*

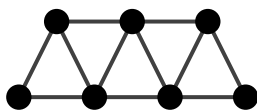
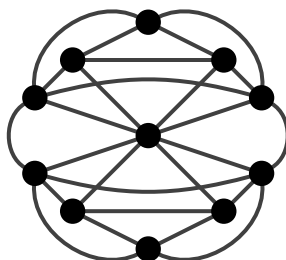
- (1) If  $G = (n, m)$  be a regular graph with regularity  $r$ , then

$$SO(T(G)) = (3m + m_l)2r\sqrt{2}$$

where  $m_l$  is the number of edges line graph of  $G$ .

- (2)  $SO(T(P_n)) = 4\sqrt{5} + 4\sqrt{13} + 20 + (4n - 13)4\sqrt{2}$ .  
(3)  $SO(T(F_n)) = 12n\sqrt{2} + 4n\sqrt{n^2 + 1} + 4n\sqrt{4n^2 + (n+1)^2} + 8n\sqrt{(n+1)^2 + 4} + 2n(n+1)(2n-1)\sqrt{2}$ .  
(4)  $SO(T(S_n)) = 2(n-1)\sqrt{(n-1)^2 + 1} + (n-1)\sqrt{4(n-1)^2 + n^2}$   
 $+ (n-1)\sqrt{4 + n^2} + \frac{n(n-1)(n-2)}{6}\sqrt{2}$

*Proof.* (1) For a regular graph [30]  $G = (n, m)$  with regularity  $r$ ,  $S(G)$  [33] has  $n + m$  vertex and  $3m + m_l$  edges where  $m_l = \frac{1}{2}nr^2 - m$  is the number of edges in line graph of  $G$ . All the edges of Total graph  $T(G)$  if  $G$  is regular has edges of end degree  $(2r, 2r)$ .

FIGURE 7.  $T(P_4)$ FIGURE 8.  $T(F_2)$ 

Therefore,  $SO(T(G)) = (3m + m_l)2r\sqrt{2}$

- (2) For total graph of path  $P_n$ ,  $(T(P_n))$  [32] has  $2n - 1$  vertices and  $3(n - 1) + n - 2 = 4n - 5$  edges (See Figure 7). The edge partition of  $T(P_n)$  is given by

Degree of end vertices	Number of edges
(2, 4)	2
(2, 3)	2
(3, 4)	4
(4, 4)	$4n - 13$

Table 4. Edge Partition of  $T(P_n)$ 

Therefore,

$$\begin{aligned} SO(T(P_n)) &= 2\sqrt{2^2 + 4^2} + 2\sqrt{2^2 + 3^2} + 4\sqrt{3^2 + 4^2} + (4n - 13)\sqrt{4^2 + 4^2} \\ &= 4\sqrt{5} + 4\sqrt{13} + 20 + (4n - 13)4\sqrt{2}. \end{aligned}$$

- (3) The graph  $T(F_n)$  has  $2n + 1 + 3n = 5n + 1$  vertices and  $9n + m_l$  edges (See Figure 8) with the following edge partition .

Degree of end vertices	Number of edges
(4, 4)	$3n$
( $4n$ , 4)	$2n$
( $4n$ , $2(n + 1)$ )	$2n$
(4, $2(n + 1)$ )	$4n$
( $2(n + 1)$ , $2(n + 1)$ )	$n(2n - 1)$

Table 5. Edge Partition of  $T(F_n)$

$$\begin{aligned}
SO(T(F_n)) &= 3n\sqrt{4^2 + 4^2} + 2n\sqrt{(4n)^2 + 4^2} + 2n\sqrt{(4n)^2 + 4(n+1)^2} \\
&\quad + 4n\sqrt{4(n+1)^2 + 4^2} + n(2n-1)\sqrt{4(n+1)^2 + 4(n+1)^2} \\
&= 12n\sqrt{2} + 4n\sqrt{n^2 + 1} + 4n\sqrt{4n^2 + (n+1)^2} \\
&\quad + 8n\sqrt{(n+1)^2 + 4} + 2n(n+1)(2n-1)\sqrt{2}
\end{aligned}$$

(refer [2])

- (4) The Total graph of star graph  $T(S_n)$  will have  $n + n - 1 = 2n - 1$  vertices and  $(n - 1) + 2(n - 1) + m_l = 3(n - 1) + m_l$  edges, where  $m_l$  is the number of edges in line graph of  $S_n$  equal to  $\frac{(n-1)(n-2)}{2}$ . The edge partition is as follows.

Degree of end vertices	Number of edges
$(2(n-1), 2)$	n-1
$((n-1), n)$	n-1
$(2, n)$	n-1
$(n, n)$	$\frac{(n-1)(n-2)}{2}$

**Table 6. Edge Partition of  $T(S_n)$**

$$\begin{aligned}
SO(T(S_n)) &= (n-1)\sqrt{4(n-1)^2 + 2^2} + (n-1)\sqrt{4(n-1)^2 + n^2} \\
&\quad + (n-1)\sqrt{2^2 + n^2} + \frac{(n-1)(n-2)}{2}\sqrt{n^2 + n^2} \\
&= 2(n-1)\sqrt{(n-1)^2 + 1} + (n-1)\sqrt{4(n-1)^2 + n^2} \\
&\quad + (n-1)\sqrt{4 + n^2} + \frac{n(n-1)(n-2)}{2}\sqrt{2}
\end{aligned}$$

□

## 6. CONCLUSION

Topological index is the quantity which is invariant under graph isomorphism. It has several applications in chemical mathematics. Degree based index [22] has great importance in molecular chemical properties. Sombor index is a recent developed vertex degree based topological index. Here Sombor index of a few modified graphs are calculated. Sombor index of many more classes of graphs can be calculated in future.

## REFERENCES

- [1] Cruz, R., Gutman, I. and Rada, J., 2021. Sombor index of chemical graphs. Applied Mathematics and Computation, 399, p.126018.
- [2] Ghanbari, N. and Alikhani, S., 2021. Sombor index of certain graphs. arXiv preprint arXiv:2102.10409.
- [3] Milovanovic, I., Milovanovic, E., Ali, A. and Matejic, M., 2021. Some results on the Sombor indices of graphs. Contrib. Math, 3, pp.59-67.
- [4] Kulli, V.R. and Gutman, I., 2021. Computation of Sombor indices of certain networks. SSRG Int. J. Appl. Chem, 8(1), pp.1-5.
- [5] Doob, M. and Sachs, H., 1980. Spectra of Graphs: Theory and Application. Deutscher Verlag der Wissenschaften.

- [6] Réti, T., Došlić, T. and Ali, A., 2021. On the Sombor index of graphs. *Contrib. Math*, 3, pp.11-18.
- [7] Horoldagva, B. and Xu, C., 2021. On Sombor index of graphs. *MATCH Commun. Math. Comput. Chem*, 86, pp.703-713.
- [8] Ning, W., Song, Y. and Wang, K., 2022. More on Sombor index of graphs. *Mathematics*, 10(3), p.301.
- [9] Arif, N.E., Karim, A.H. and Hasni, R., 2022. Sombor index of some graph operations. *International Journal of Nonlinear Analysis and Applications*, 13(1), pp.2561-2571.
- [10] Alikhani, S. and Ghanbari, N., 2021. Sombor index of polymers. arXiv preprint arXiv:2103.13663.
- [11] Akhter, S., & Imran, M. (2017). Computing the forgotten topological index of four operations on graphs. *AKCE International Journal of Graphs and Combinatorics*, 14(1), 70-79.
- [12] Eskender, B., & Vumar, E. (2013). Eccentric connectivity index and eccentric distance sum of some graph operations. *Transactions on Combinatorics*, 2(1), 103-111.
- [13] Das, K. C., Çevik, A. S., Cangul, I. N., & Shang, Y. (2021). On Sombor Index. *Symmetry*, 13(1), 140. <https://doi.org/10.3390/sym13010140>
- [14] Abdo, H., & Dimitrov, D. (2015). The total irregularity of some composite graphs. *International Journal of Computer Applications*, 122(21).
- [15] Vidya S. Umadi, A. M. Sangogi, "Calculating Sombor Index of Certain Networks," *International Journal of Mathematics Trends and Technology (IJMTT)*, vol. 68, no. 7, pp. 58-65, 2022
- [16] Ülker, A., Gürsoy, A., & Gürsoy, N. K. (2022). The energy and Sombor index of graphs. *MATCH Commun. Math. Comput. Chem*, 87, 51-58.
- [17] Das, K. C. (2024). Open problems on Sombor index of unicyclic and bicyclic graphs. *Applied Mathematics and Computation*, 473, 128647.
- [18] De, N., Pal, A., & Nayeem, S. M. A. (2016). The irregularity of some composite graphs. *International Journal of Applied and Computational Mathematics*, 2(3), 411-420.
- [19] Cruz, R., Monsalve, J., & Rada, J. (2022). Sombor index of directed graphs. *Heliyon*, 8(3).
- [20] Ghanbari, N., & Alikhani, S. (2021). Sombor index of certain graphs. arXiv preprint.
- [21] Basavanagoud, B., & Gali, C. S. (2020). A note on certain topological indices of the derived graphs of subdivision graphs. *TWMS Journal of Applied and Engineering Mathematics*, 10(1), 208-219. arXiv:2102.10409.
- [22] Albalahi, A. M., Das, S., Ali, A., Barman, J., & Hamza, A. E. (2025). On the Hyperbolic Sombor Index and Its Counterpart. arXiv preprint arXiv:2510.24809.
- [23] Rada, J., Rodríguez, J. M., & Sigarreta, J. M. (2023). On integral Sombor indices. *Applied Mathematics and Computation*, 452, 128036.
- [24] Horoldagva, B., & Xu, C. (2023). On Sombor index of graphs. arXiv preprint arXiv:2305.04554.
- [25] Gutman, I., Redžepović, I., & Furtula, B. (2023). On the product of Sombor and modified Sombor indices. *Open J. Discrete Appl. Math*, 6(2), 1-6.
- [26] Phanjoubam, C., Mawiong, S. M., & Buhphang, A. M. (2023). On general Sombor index of graphs. *Asian-European Journal of Mathematics*, 16(03), 2350052.

- [27] Shetty, S. S., & Bhat, K. A. (2024). Sombor index of hypergraphs. *MATCH Commun. Math. Comput. Chem*, 91(2), 91-1.
- [28] Movahedi, F. (2025). Results on the elliptic Sombor index. *RAIRO-Operations Research*, 59(4), 2201-2212.
- [29] Ghosh, S., Maji, U., Mondal, S., & Mandal, B. (2024). Atom-bond-connectivity (ABC) indices of graphene sheets, zigzag single walled carbon nanotubes and single walled carbon nanotori. *Zeitschrift für Naturforschung A*, 79(6), 543-555.
- [30] A. R., Koorepazan Moftakhar, F., & Diudea, M. V. (2016). Distance under symmetry:3, 6-fullerenes. In *Distance, Symmetry, and Topology in Carbon Nanomaterials* (pp. 51-60). Cham: Springer International Publishing.
- [31] De, N., Pal, A., & Nayeem, S. M. A. (2016). The irregularity of some composite graphs. *International Journal of Applied and Computational Mathematics*, 2(3), 411-420.
- [32] Rana, P., Sehgal, A., Bhatia, P., & Kumar, P. (2024). Topological indices and structural properties of cubic power graph of dihedral group. *Contemporary Mathematics*, 5(1), 761-779.
- [33] Bo Zhou, Ivan Gutman. "A connection between ordinary and Laplacian spectra of bipartite graphs", *Linear and Multilinear Algebra*, 2008