

Review Article

Medicinal Plants with Antimicrobial Potential Used in the Management of Mental Health Disorders: A Review

Abstract

Millions worldwide suffer from mental health disorders such as depression, anxiety, and schizophrenia, underscoring the need for effective, accessible treatments. While conventional therapies have made strides in managing these conditions, challenges such as side effects and high costs persist. This review explores the therapeutic potential of medicinal plants with antimicrobial properties in addressing mental health disorders, emphasizing their dual role in neuroprotection and microbial balance. The relevant articles were retrieved for analysis through a comprehensive review of current literature using databases like Google Scholar, Web of Science, PubMed, and keywords like 'Medicinal plants' 'Mental health' 'Bioactive compounds', and the appropriate Boolean operators. The bioactive compounds in these plants—such as alkaloids, flavonoids, and terpenoids—were analyzed for their interactions with neurotransmitter systems and contributions to mental well-being. Key medicinal plants, including St. John's wort, ashwagandha, and turmeric, were examined for their neuroprotective and antimicrobial effects. The review also highlights the difficulties in translating traditional knowledge into clinical applications, calling for standardization and ethical considerations. Finally, the potential for drug development using biotechnology to enhance the therapeutic value of these medicinal plants is discussed, offering a promising avenue for future mental health treatments.

Keywords: Antimicrobials, Mental illnesses, Neuroprotective properties, Phytochemicals, Botanicals

Introduction

Mental health disorders are a growing global concern, affecting millions of individuals across various age groups and demographics (Charlson *et al.*, 2019). Mental health is a condition of well-being in which an individual recognises his or her abilities, can cope with the usual demands of life, can work productively, and can contribute to his or her community (WHO, 2024).

A deviation from this, constituting a significant disturbance in thinking, emotional regulation, or behavior results in mental disorders (WHO, 2024).

These disorders, including depression, anxiety, bipolar disorder, and schizophrenia, significantly impact individuals' quality of life and overall well-being (Bonnín *et al.*, 2019). Certain neurotransmitters have been postulated to play a significant part in the development of mental illness, and modulating them can help alleviate symptoms in those suffering from mental disorders. There is a considerable body of evidence suggesting serotonin deficiency in people with depression. Selective modulation of serotonin neurotransmission has remained a viable treatment strategy for mood and anxiety disorders (Jauhar *et al.*, 2023).

Schizophrenia has been discovered to be due to an imbalance of multiple neurotransmitters including dopamine, glutamate, and acetylcholine (Konopaske *et al.*, 2015). Conventional treatments for mental health disorders primarily involve pharmacotherapy and psychotherapy (Stein *et al.*, 2022). Psychotropics, drugs that affect behavior, mood, thoughts, or perception, target neurotransmitter transporters and are the drug of choice in mental disorders (Osimo *et al.*, 2023). However, they often come with side effects, limited efficacy, and high costs, leading to the need for alternative therapeutic approaches. The search for new, effective, and affordable treatments is crucial in addressing the global burden of mental health disorders (Patel *et al.*, 2018).

The Relevance of Medicinal Plants in Traditional Medicine

Medicinal plants have been an integral part of traditional medicine systems worldwide for centuries (Sen and Chakraborty, 2017; Jamshidi-Kia *et al.*, 2017). These plants are often used for their therapeutic properties, and many have been scientifically validated for their efficacy in treating various ailments (Süntar, 2020). In the context of mental health, certain medicinal plants have been recognized for their potential to alleviate symptoms of mental disorders (Kenda *et al.*, 2022; Moragrega and Ríos, 2022). The bioactive compounds present in these plants may interact with neurotransmitter systems, offering a natural alternative to synthetic drugs (Kenda *et al.*, 2022). The evaluation of medicinal plants as a source of new treatments for mental health disorders is particularly relevant in regions where access to conventional healthcare is limited (Moragrega and Ríos, 2022).

Importance of Exploring Antimicrobial Activity in the Context of Mental Health

Recent study has highlighted the potential link between microbial infections and mental health disorders (Halverson and Alagiakrishnan, 2020). The gut-brain axis, a bidirectional

communication network between the gastrointestinal system and the brain, plays a significant role in mental health (Góralczyk-Bińkowska *et al.*, 2022; Lee and Kim, 2021; Bistoletti, *et al.*, 2020). Dysbiosis, or a state of gut-microbiota imbalance, has been associated with various mental health disorders, including but not limited to depression, schizophrenia, and anxiety (Ahmed *et al.*, 2024; Xiong *et al.*, 2023; Mitrea *et al.*, 2022; Halverson and Alagiakrishnan, 2020). This has led to an increased interest in the antimicrobial properties of medicinal plants, as they may help restore microbial balance and alleviate mental health symptoms (Pfersch-Wenzig *et al.*, 2022). Exploring the antimicrobial activity of medicinal plants used in traditional medicine could provide valuable insights into their therapeutic potential for mental health disorders (Süntar, 2020).

Historical and Cultural Context

Traditional Use of Medicinal Plants in Treating Mental Health Disorders

For centuries, various cultures have relied on medicinal plants to treat mental health disorders (Miranda, 2021; Akbar, 2020; Giannenas *et al.*, 2020). Indigenous communities and traditional healers have utilized a range of plant species to address symptoms of anxiety, depression, and other mental ailments (Redvers and Blondin, 2020). These plants are often administered in the form of teas, infusions, or powders, with the belief that their natural properties can restore balance to the mind and body (Miranda, 2021). The traditional use of medicinal plants in mental health is deeply rooted in the understanding of the human body as a holistic entity, where physical, mental, and spiritual health are interconnected (Che *et al.*, 2024; Habarurema, 2021).

Ethnobotanical Practices and Indigenous Knowledge

Ethnobotany, the study of the connection between people and plants, offers valuable insights into the use of medicinal plants for mental health treatment (Zhou *et al.*, 2023). Indigenous knowledge, passed down through generations, encompasses a wealth of information on the preparation, dosage, and application of these plants (Jacob *et al.*, 2024; Kumar *et al.*, 2021). This knowledge is often intertwined with cultural practices and spiritual beliefs, making it a rich source of alternative treatment methods (Zhou *et al.*, 2023). Ethnobotanical studies have revealed that many plants traditionally used for mental health disorders possess bioactive compounds with pharmacological effects, validating their therapeutic potential (Domingo-Fernández *et al.*, 2023; Bonokwane *et al.*, 2022).

Cultural Beliefs Surrounding Mental Health and Plant-Based Remedies

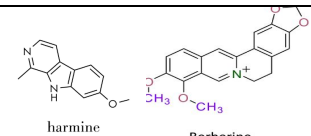
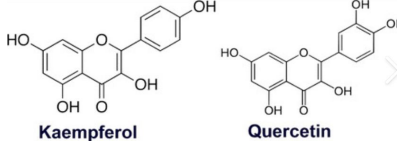
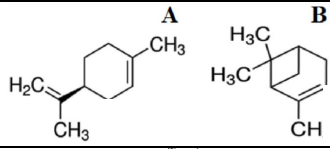
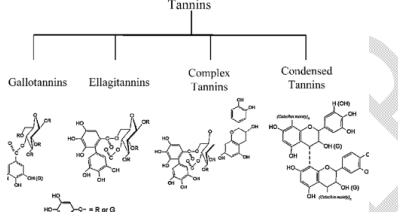
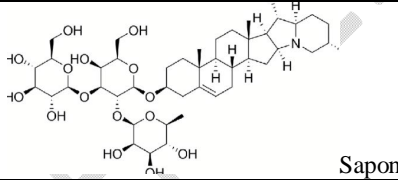
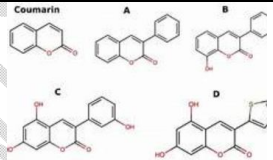
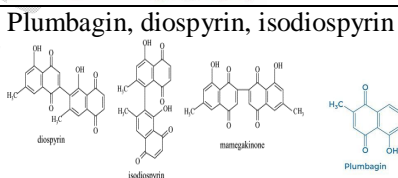
Cultural beliefs play a significant role in the perception and treatment of mental health disorders (Subu *et al.*, 2022; Labinjo *et al.*, 2020). In many cultures, mental health is not solely viewed as a medical issue but as a manifestation of spiritual or supernatural forces (Lloyd and Panagopoulos, 2023). This perspective influences the use of plant-based remedies, as certain plants are believed to possess spiritual or protective properties that can ward off evil spirits or negative energies associated with mental illness (Subu *et al.*, 2022). The cultural context in which medicinal plants are used is crucial to understanding their role in mental health treatment (Ona *et al.*, 2022). In some communities, the use of these plants is accompanied by rituals, prayers, or other spiritual practices, emphasizing the holistic approach to healing (Jacob *et al.*, 2024).

Phytochemical Constituents of Medicinal Plants

Overview of the Active Compounds Responsible for Antimicrobial and Neuroprotective Effects

Medicinal plants contain a wide array of phytochemicals that contribute to their therapeutic effects (Ben-Shabat *et al.*, 2020). Among these, alkaloids, flavonoids, terpenoids, phenolics, and glycosides are prominent in exerting antimicrobial and neuroprotective activities (Hilal *et al.*, 2024). The list of these phytochemicals and their pharmacological indications are presented in table 1.

Table 1. List of Plant Phytochemicals and their Pharmacological Indications

S/N	Phytochemical	Chemical Structure	Pharmacological Indication	References
1	Alkaloids	 <p>harmine berberine</p>	Broad-spectrum antimicrobial activity; Neuroprotective effect	Yan <i>et al.</i> , 2021; Zhang <i>et al.</i> , 2023
2	Flavonoids	 <p>Kaempferol Quercetin</p>	Antioxidant properties; Modulate oxidative stress and inflammation in the brain; Modulate protein expression and ameliorate cognitive dysfunction; modulate neurotransmitters like serotonin, and dopamine.	Perveen <i>et al.</i> , 2024; Bellavite, 2023
3	Terpenoids	 <p>A B</p>	Antimicrobial properties; Anxiolytic and antidepressant effects; Anti-schizophrenic activity.	Khan, <i>et al.</i> , 2024; Eddin <i>et al.</i> , 2021
4	Tannins:	 <p>Tannins</p> <p>Gallotannins Ellagitannins Complex Tannins Condensed Tannins</p>	Protects against microbial infections; Exerts antidepressant effects.	Kováč <i>et al.</i> , 2022; Jing <i>et al.</i> , 2022
5	Saponins	 <p>Saponin</p>	Both antimicrobial and neuroprotective activities; Modulate the immune system and protect neurons from oxidative stress.	da Silva <i>et al.</i> , 2024; Valdés-González <i>et al.</i> , 2023
6	Coumarins	 <p>Coumarin A B C D</p>	Antimicrobial activity, and also acts on the central nervous system to alleviate anxiety and depression.	Aydın <i>et al.</i> , 2024; Kılıç, 2022.
7	Naphthoquinones	 <p>diospyrin isodiospyrin mangakainone Plumbagin</p>	Antimicrobial activity, Neuroprotective against Alzheimer's Disease, Depression-like Behavior and Memory Deficits	Adeniyi <i>et al</i> (2000), Alam <i>et al</i> (2023), Kumar <i>et al</i> (2022), & Lajubutu <i>et al</i> (1995)

Synergistic Effects of Phytochemicals on Mental Health and Microbial Infections

The phytochemicals in medicinal plants often work synergistically, enhancing each other's effects on mental health and microbial infections (Pferschy-Wenzig *et al.*, 2022; Ugboko *et al.*, 2020). For example, the combination of flavonoids and alkaloids in a plant extract may result in enhanced neuroprotective and antimicrobial activities compared to the isolated compounds (Mohd Sairazi and Sirajudeen, 2020). This synergy is crucial in traditional medicine, where whole plant extracts are often used rather than isolated compounds, providing a broad spectrum of therapeutic effects (Álvarez-Martínez *et al.*, 2021).

Mechanisms of Action

How Antimicrobial Properties of Plants May Influence Mental Health

Mental health disorders, particularly those with an inflammatory component, may be influenced by microbial infections (Appleton, 2018). The antimicrobial properties of certain plants can reduce the microbial load and, consequently, the inflammation that contributes to mental health issues (Rieder *et al.*, 2017). For example, antimicrobial activity against gut pathogens can lead to a reduction in systemic inflammation, which has been linked to depression and anxiety (Appleton, 2018).

Interaction between Antimicrobial Activity and Neurological Pathways

Phytochemicals with antimicrobial properties can interact with neurological pathways by modulating neurotransmitter levels, reducing oxidative stress, and inhibiting neuro-inflammation (Jing *et al.*, 2022; Appleton, 2018). For instance, alkaloids with antimicrobial activity can also inhibit acetylcholinesterase, thereby increasing acetylcholine levels in the brain, which is beneficial in conditions like Alzheimer's disease (Zhang *et al.*, 2023).

Potential Neuroprotective Effects of Antimicrobial Phytochemicals

Antimicrobial phytochemicals like resveratrol and curcumin not only inhibit microbial growth but also protect neurons from damage caused by oxidative stress and inflammation (Muscolo *et al.*, 2024). This dual action is particularly relevant in conditions like depression, where both microbial imbalances and neuro-inflammation are contributing factors (Jing *et al.*, 2022).

Specific Medicinal Plants with Known Antimicrobial and Mental Health Benefits

St. John's Wort (*Hypericum perforatum*): Widely used for its antidepressant effects, St. John's Wort also possesses antimicrobial properties against various bacteria and viruses (Mullaicharam and Halligudi, 2019). Its active compounds, hypericin and hyperforin, modulate neurotransmitter levels and reduce oxidative stress, making it a valuable plant in the treatment of depression and anxiety (Fujihashi *et al.*, 2021)

Ashwagandha (*Withania somnifera*): This adaptogenic herb is known for its ability to reduce stress and anxiety (Speers *et al.*, 2021). It also exhibits antimicrobial properties, particularly against certain strains of bacteria and fungi. The neuroprotective effects of ashwagandha are attributed to its withanolides, which modulate neurotransmitter levels and reduce neuroinflammation (Gupta *et al.*, 2021). A systematic review reveals that it reduces psychopathologies in psychosis (Kulamarva *et al.*, 2023)

Turmeric (*Curcuma longa*): Curcumin, the active compound in turmeric, is well-known for its anti-inflammatory and antimicrobial properties (Sharifi-Rad *et al.*, 2020; Boroumand *et al.*, 2018). It also has neuroprotective effects, making it beneficial in the treatment of depression and anxiety. Curcumin's ability to cross the blood-brain barrier allows it to exert direct effects on brain function (Liczbiński *et al.*, 2020). The list of some medicinal plants with antimicrobial properties used in the management of mental health is presented in Table 2 below.

Table 2: Some Medicinal Plants with Antimicrobial and Neuroprotective Properties

S/N	Plants	Family	Pharmacological Indications	References
1	<i>Diospyros piscatorial</i> (Gurke)	Ebenaceae	Antibacterial activity.	Adeniyi <i>et al.</i> , 2000
2	<i>Diospyros mespiliformis</i>	Ebenaceae	Analgesic and antipyretic; Antihelminthic; Dermatomycosis	Adeniyi <i>et al.</i> , 1996, Ribeiro <i>et al.</i> , 2023, Lajubutu <i>et al.</i> , 1995
3	<i>Allium cepa</i> L	Liliaceae	Antimicrobial & anti-neurodegenerative properties	Sonibare and Ayoola, 2015
4	<i>Allium ascalonicum</i> Linn.	Liliaceae	Antimicrobial & anti-neurodegenerative properties	Adeniyi & Anyiam, 2004, Moldovan <i>et al.</i> , 2022.
5	<i>Jatropha curcas</i> L.	Euphorbiaceae	Antimicrobial & anti-neurodegenerative properties	Aiyelaagbe <i>et al.</i> , 2007 Sonibare and Ayoola, 2015
6	<i>Musa sapientum</i> L.	Musaceae	Antimicrobial & anti-neurodegenerative properties	Inwang <i>et al.</i> , 2024; Sonibare and Ayoola, 2015
7	<i>Allium sativum</i> Linn.	Liliaceae	Antimicrobial, Enhances motor coordination; Neuroprotective properties; Analgesia.	Adeniyi <i>et al.</i> , 2006, Hazzaa <i>et al.</i> , 2020; Aminuddin <i>et al.</i> , 2014
8	<i>Azadirachta indica</i> A. Juss	Meliaceae	Analgesia; Anxiolytic; For the treatment of Alzheimer's disease	Ilango <i>et al.</i> , 2013; Maiti <i>et al.</i> , 2013
9	<i>Eucalyptus</i> sp	Myrtaceae	Antimicrobial, Antioxidant; Neuroprotective properties	Oyedeji <i>et al.</i> , 1999, Ayepola & Adeniyi, 2008, González-Burgos <i>et al.</i> , 2018
10	<i>Talinum triangulare</i> (Jacq.) Willd.	Portulacaceae	Neuroprotection; Antiviral; Antibacterial and anticancer properties	Dinesh and Kumar,(2023)
11	<i>Olax subscorpioidea</i> Oliv.	Olacaceae	Antimicrobial, Prevention of oxido-inflammatory damage and modulation of cholinergic transmission	Adeniyi <i>et al.</i> , 2024
12	<i>Rinorea dentata</i> Kuntze	Violaceae	Used to manage Alzheimer's disease (AD),	Oresanya <i>et al.</i> , 2020
13	<i>Spondias mombin</i> L.	Anacardiaceae	Enhances cognition and neuroprotective effects	Ogunro <i>et al.</i> , 2022
14	<i>Elaeis guineensis</i> Jacq.	Arecaceae	Antimicrobial and Neuroprotective properties	Tow <i>et al.</i> , 2021

Case Studies or Documented Uses in Different Regions or Communities

Africa: In various African communities, plants like *Zanthoxylum chalybeum* and *Moringa oleifera* are used for both their antimicrobial properties and their ability to treat mental health conditions such as anxiety and depression (Auditeau *et al.*, 2019). Traditional healers often use these plants in combination to enhance their therapeutic effects (Ugboko *et al.*, 2020).

Vernonia Amygdalina (Asteraceae) which contains flavonoids, saponins, terpenes, phenolic acids, and others has been shown to possess antioxidant properties, antimicrobial activity, anxiolytic properties in elevated T-maze and hole board apparatus,[6] antidepressant-like potentials in laboratory mice (Erasto *et al.* 2007; Imoru *et al.*, 2014; Onasanwo *et al.*, 2016, Habtamu and Melaku, 2018 and Tura, *et al.* 2024). *Spondias mombin* L. (Anacardiaceae) is a common component in formulations used in ethnomedicine in southwestern Nigeria as a memory enhancer and/or an antiaging agent (Elufioye *et al.* 2012), traditional anxiolytic and antidepressant Tafnis *et al.* (2018), and antimicrobial (de Freitas *et al.*, 2022).

Asia: In traditional Chinese medicine, plants like *Bupleurum* species are used for both mental health disorders and microbial infections (Jiang *et al.*, 2020). These plants are often included in formulas designed to balance the mind and body, reflecting the holistic approach of traditional medicine (Jacob *et al.*, 2024). *Urena lobate* (Malvaceae), commonly known as Caesarweed or Congo jute In India, has some beneficiary activities for medicinal and non-medicinal purposes such as antioxidant, inflammatory, antimicrobial, antidiarrheal, antidiabetic, antihyperlipidemic and anxiolytic-like effect (Mazumder *et al.*, 2002; Sayyad *et al.*, 2016; Garuba, *et al.* 2021 and Islam *et al.*, 2021) ,

Comparison of the Effectiveness of Different Plants

Comparative studies have shown that while some plants like St. John's Wort are more effective in treating depression, others like ashwagandha may be better suited for anxiety due to their adaptogenic properties (Fujihashi *et al.*, 2021; Gupta *et al.*, 2021). The antimicrobial activity of these plants also varies, with turmeric being particularly potent against a broad spectrum of pathogens (Sharifi-Rad *et al.*, 2020).

Clinical and Preclinical Studies

Summary of Clinical Trials or Preclinical Studies Involving These Medicinal Plants

Several clinical and preclinical studies have investigated the efficacy of medicinal plants with antimicrobial and neuroprotective properties in treating mental health disorders:

St. John's Wort: Numerous clinical trials have confirmed its efficacy in treating mild to moderate depression, with some studies also highlighting its antimicrobial effects (Fujihashi *et al.*, 2021).

Ashwagandha: Clinical trials have shown that ashwagandha can reduce symptoms of anxiety and stress, with some studies also pointing to its antimicrobial properties (Speers *et al.*, 2021).

Turmeric: Preclinical studies on turmeric have demonstrated its neuroprotective and antimicrobial effects, with ongoing clinical trials exploring its potential in treating depression and anxiety (Liczbiński *et al.*, 2020).




Fig. 1: Some Medicinal Plants with Antimicrobial and Neuroprotective Properties: (a) St. John's Wort (*Hypericum perforatum*); (b) Ashwagandha (*Withania somnifera*); (c) Turmeric (*Curcuma longa*); (d) *Diospyros piscatoria* (Gurke); (e) *Eucalyptus globulus*, and (f) Garlic (*Allium sativum*)

Evidence Supporting the Use of These Plants in Mental Health Treatments

The evidence supporting the use of these plants in mental health treatments is strong, particularly for conditions like depression and anxiety (Mullaicharam and Halligudi, 2019). The combination of antimicrobial and neuroprotective effects makes these plants especially valuable in cases where infections or inflammation play a role in mental health disorders (Gupta *et al.*, 2021).

Challenges in Translating Traditional Knowledge into Clinical Practice

One of the major challenges in translating traditional knowledge into clinical practice is the standardization of plant extracts (Heinrich *et al.*, 2020). The variability in phytochemical content due to factors like growing conditions and extraction methods can lead to inconsistent results in clinical trials. Additionally, the complexity of plant extracts, with their multiple active compounds, poses challenges in understanding their mechanisms of action and potential interactions with conventional medications (Vaou *et al.*, 2020; Anand *et al.*, 2019).

Safety, Efficacy, and Toxicity

Assessment of the Safety and Efficacy of Medicinal Plants

The safety and efficacy of medicinal plants used for treating mental health disorders are paramount, especially when considering their dual role in providing antimicrobial and neuroprotective benefits (Balkrishna *et al.*, 2024). Traditionally, these plants have been used for centuries, often without documented adverse effects, suggesting a level of safety (Rummun *et al.*, 2018). However, modern scientific evaluation is essential to confirm these findings.

Safety: The safety of medicinal plants varies based on factors such as species, dosage, preparation method, and individual patient characteristics (Süntar, 2020). For example, St. John's Wort, while generally considered safe, can cause photosensitivity in some individuals (Fujihashi *et al.*, 2021). Ashwagandha is another plant widely regarded as safe, but it may cause gastrointestinal upset in some people (Speers *et al.*, 2021).

Efficacy: The efficacy of these plants is supported by both traditional use and modern studies. For instance, St. John's Wort is well-documented for its antidepressant effects (Fujihashi *et al.*, 2021), while turmeric is recognized for its anti-inflammatory and neuroprotective properties (Liczbiński *et al.*, 2020). However, the efficacy can be influenced by the quality of the plant material and the method of preparation (Wei *et al.*, 2020).

Potential Side Effects and Toxicity Concerns

Despite their therapeutic benefits, some medicinal plants may have potential side effects or toxicity concerns that need to be addressed (Jamshidi-Kia *et al.*, 2017):

Side Effects: Common side effects of medicinal plants include gastrointestinal discomfort, allergic reactions, and interactions with conventional medications. For instance, St. John's Wort can interact with antidepressants, leading to serotonin syndrome, a potentially life-threatening condition (Fujihashi *et al.*, 2021; Akbar, 2020).

Toxicity Concerns: Some plants, particularly in high doses or with prolonged use, may be toxic (Bose *et al.*, 2021). For example, kava, used traditionally for its anxiolytic effects, has been associated with hepatotoxicity in some cases (Smith and Leiras, 2018). Additionally, the presence of heavy metals, pesticides, or adulterants in poorly regulated herbal products can pose significant health risks (van Wyk and Prinsloo, 2020).

Safe Dosage Levels and Preparation Methods

Determining safe dosage levels is crucial in the use of medicinal plants (Bose *et al.*, 2021). Traditional knowledge often provides guidelines, but modern research is needed to validate these dosages and ensure safety:

Dosage Levels: Safe dosage levels can vary depending on the plant, its preparation, and the individual's health status (Bose *et al.*, 2021). For instance, the typical dose of St. John's Wort extract for depression is 300 mg, taken three times daily, standardized to 0.3% hypericin content (Coppock and Dziwenka, 2016).

Preparation Methods: The method of preparation can significantly influence both the safety and efficacy of medicinal plants (Süntar, 2020). Traditional methods include decoctions, infusions, and tinctures (Nwafor and Manduna, 2021). Modern techniques, such as standardized extracts, ensure consistency in the concentration of active compounds, which is vital for both safety and efficacy (Kumari and Kotecha, 2016).

Challenges and Limitations

Challenges in Standardizing Plant-Based Treatments: One of the significant challenges in using medicinal plants is the lack of standardization (Kumari and Kotecha, 2016).

. Variability in phytochemical content due to factors such as geographical location, climate, soil conditions, and harvesting time can lead to inconsistencies in the therapeutic efficacy of these plants (Palit and Mandal, 2021).

Standardization Issues: Unlike pharmaceutical drugs, which have a single active ingredient, medicinal plants contain a complex mixture of compounds (Anand *et al.*, 2019). Standardizing these mixtures to ensure consistent potency and safety is challenging but necessary for their integration into modern medicine (Wongyai, 2020).

Limitations in Current Research and Knowledge Gaps

Despite the long history of using medicinal plants, there are still significant limitations in current research:

Limited Clinical Trials: Many medicinal plants have been studied primarily in preclinical settings, with a lack of robust clinical trials to confirm their efficacy and safety in humans (Akbar, 2020). This gap in research makes it difficult to fully endorse these plants for widespread clinical use (Vaou *et al.*, 2021). There is also a small body of knowledge about the use of these plants in Nigeria, as they are under reported.

Knowledge Gaps: There is also a gap in understanding the precise mechanisms of action of many medicinal plants, particularly how their antimicrobial properties intersect with neuroprotective effects (Küpeli *et al.*, 2021). Additionally, there is limited research on potential interactions between these plants and conventional medications (Lippert and Renner, 2022).

Ethical Considerations in the Use of Indigenous Knowledge

The use of indigenous knowledge in modern medicine raises important ethical considerations:

Intellectual Property: Indigenous communities have developed extensive knowledge of medicinal plants over centuries (Redvers and Blondin, 2020). It is crucial to recognize and respect their intellectual property rights and ensure that they benefit from any commercialization of this knowledge (Tong, 2017).

Cultural Sensitivity: The integration of indigenous knowledge into modern medicine should be done with cultural sensitivity, ensuring that traditional practices are respected and preserved (Mawa, 2023).

Potential for Drug Development

Medicinal plants hold tremendous potential as a source for new drugs, particularly in the context of antimicrobial resistance and mental health disorders:

New Drug Development: The diverse phytochemical profiles of medicinal plants offer a rich source for discovering new antimicrobial and psychoactive drugs (Ben-Shabat *et al.*, 2020). For example, berberine, an alkaloid from *Berberis* species, is being explored for its potential to treat both infections and neurological disorders (Yan *et al.*, 2021).

Antimicrobial Resistance: The growing problem of antimicrobial resistance makes the search for new antimicrobial agents urgent (Chinemerem *et al.*, 2022). Plants like *Diospyros* spp., *Eucalyptus* sp., garlic (*Allium sativum*), shallot (*Allium ascalonicum*), *Cola* sp. Schott *Funtumia elastica* (Preuss) Stapf. *Trichilia heudelotii* with its well-documented antimicrobial properties, are being studied for their potential to develop new antibiotics (Okoro *et al.*, 2023; Lajubutu *et al.*, 1995; Kuke *et al.*, 1998; Adeniyi *et al.*, 2000; Adeniyi and Anyiam, 2004; Adeniyi and Ayepola, 2008; Lawal *et al.*, 2014; Agidigbi *et al.*, 2019; Iloka, *et al.*, 2023; Adeniyi, *et al.*, 2024).

Opportunities for Integrating Traditional Knowledge with Modern Medicine

The integration of traditional knowledge with modern medicine offers several opportunities:

Complementary Therapies: Medicinal plants can be used as complementary therapies alongside conventional treatments, particularly in mental health (Pilkington, 2018). For instance, turmeric supplements may be used to enhance the effects of antidepressants, given its anti-inflammatory properties (Sharifi-Rad *et al.*, 2020; Boroumand *et al.*, 2018).

Holistic Approaches: Traditional medicine often emphasizes a holistic approach to health, which can complement the more reductionist approach of modern medicine. Integrating this perspective can lead to more comprehensive and effective treatment strategies (Jacob *et al.*, 2024).

The Role of Biotechnology in Enhancing the Therapeutic Potential of These Plants

Biotechnology offers tools to enhance the therapeutic potential of medicinal plants:

Genetic Engineering: Advances in genetic engineering allow for the modification of plants to increase the yield of active compounds or to produce novel phytochemicals with enhanced therapeutic properties (Mitra *et al.*, 2023; Selwal *et al.*, 2023).

Tissue Culture: Tissue culture techniques can be used to produce large quantities of medicinal plants under controlled conditions, ensuring consistent quality and reducing the impact on wild populations (Jain *et al.*, 2023).

Conclusion and Future Directions

Summary of Key Findings and Their Implications for Mental Health Treatment

This review highlights the significant potential of medicinal plants with antimicrobial and neuroprotective properties in the treatment of mental health disorders. The dual action of these plants on both microbial infections and neurological pathways offers a promising approach to managing conditions like depression, anxiety, and neurodegenerative diseases.

Recommendations for Future Research and Clinical Studies

Clinical Trials: More clinical trials are needed to confirm the efficacy and safety of these plants in treating mental health disorders.

Mechanistic Studies: Research should focus on elucidating the mechanisms by which these plants exert their effects, particularly the interaction between their antimicrobial and neuroprotective activities.

Standardization: Efforts should be made to standardize the preparation and dosage of these plants to ensure consistency and safety in their use.

The Potential Impact of These Medicinal Plants on Global Mental Health Care

Medicinal plants with antimicrobial and neuroprotective properties have the potential to significantly impact global mental health care, particularly in regions where access to conventional medications is limited. By integrating traditional knowledge with modern scientific research, these plants could provide affordable, effective, and culturally acceptable treatments for mental health disorders on a global scale.

REFERENCES

1. Adeniyi, B. A., & Anyiam, F. M. (2004). In vitro anti-*Helicobacter pylori* potential of methanol extract of *Allium ascalonicum* Linn. (Liliaceae) leaf: susceptibility and effect on urease activity. *Phytotherapy Research: 18*(5), 358-361.
2. Adeniyi, B. A., Oluwole, F. S. and Anyiam, F. M. (2006). Antimicrobial and antiulcer activities of methanol extract of *Allium sativum* on *Helicobacter pylori*. *J. of Biol. Sci.* 6(3):521-526.
3. Adeniyi, B. A. & Ayepola O. O. (2008). The phytochemical screening and antimicrobial activity of leaf extracts of *Eucalyptus camaldulensis* and *Eucalyptus torelliana* (Myrtaceae). *Research Journal of Medicinal Plant.* 2(1) 34-38.

4. Adeniyi, B. A., Adagbasa, O. O., Idowu, P. A., Igbokwe, C. O., Moody, J. O. & Aiyelaagbe, O. O. (2024). Extracts of *Trichilia heudelotii* (Meliaceae) Planch, a Nigerian Medicinal Plant have Antibacterial and Antifungal Activity. *Journal of Pharmaceutical Research International* 36(3). 24-33. doi: [10.9734/jpri/2024/v36i37504](https://doi.org/10.9734/jpri/2024/v36i37504).
5. Adeniyi, B. A., Fong, H.H.S., Pezzuto, J.M., Luyengi, L. & Odelola, H.A. (2000). Antibacterial activity of diospyrin, isodiospyrin, and bisisodiospyrin from *Diospyros piscatorial* (Gurke) [Ebenaceae]. *Phytotherapy Research*. 14 :112-117.
6. Adeniyi, I. A., Oregbesan, P. O., Adesanya, A., Olubori, M. A., Olayinka, G. S., Ajayi, A. M., & Onasanwo, S. A. (2024). *Olox subscorpioidea* prevented scopolamine-induced memory impairment through the prevention of oxido-inflammatory damage and modulation of cholinergic transmission. *Journal of Ethnopharmacology*, 318, 116995.
7. Agidigbi, T. S., Lawal, T. O., Ajala, T. O., Odeku, O. A. and Adeniyi, B. A. (2019). Antifungal Activities of an Extract and Cream Formulation of *Cola Millenii* K. Schum. In Dermatophyte-Infected Wistar Rats. *European Journal of Pharmaceutical & Medical Research*. 6 (4): 61-69.
8. Ahmed, G.K., Ramadan, H.K.A., Elbeh, K. & Haridy, N. A. (2024). Bridging the gap: associations between gut microbiota and psychiatric disorders. *Middle East Curr Psychiatry* 31, 9. <https://doi.org/10.1186/s43045-024-00395-9>
9. Aiyelaagbe, O. O., Adeniyi, B. A., Fatunsin, O.F. and Arimah, B.D. (2007). *In-vitro* antimicrobial activity and phytochemical analysis of *Jatropha curcus* roots. *International Journal of Pharmacology*. 3(1) 106-110. DOI: [10.3923/ijp.2007.106.110](https://doi.org/10.3923/ijp.2007.106.110)
10. Akbar, S. (2020). Handbook of 200 medicinal plants: a comprehensive review of their traditional medical uses and scientific justifications.
11. Alam, A. A., Gowhar, N., Asif, A., Taghrid, R. A., Muhammad, A. S., Najla, A., Abdulaziz, K., Anees, A. & Wilairatana, P. (2023). Neuroprotective Evaluation of Diospyrin against Drug-Induced Alzheimer's Disease. *Fitoterapia*. 171. 10.1016/j.fitote.2023.105703.
12. Álvarez-Martínez, F. J., Barrajón-Catalán, E., Herranz-López, M., & Micol, V. (2021). Antibacterial plant compounds, extracts and essential oils: An updated review on their effects and putative mechanisms of action. *Phytomedicine*, 90, 153626.

13. Aminuddin M., Partadiredja G., and Sari D. C. R., The effects of black garlic (*Allium sativum* L.) ethanol extract on the estimated total number of Purkinje cells and motor coordination of male adolescent Wistar rats treated with monosodium glutamate, *Anatomical Science International*. (2014) 90, no. 2, 75–81, 2-s2.0-84939883066, <https://doi.org/10.1007/s12565-014-0233-2>, 24737450
14. Anand, U., Jacobo-Herrera, N., Altemimi, A., & Lakhssassi, N. (2019). A comprehensive review on medicinal plants as antimicrobial therapeutics: potential avenues of biocompatible drug discovery. *Metabolites*, 9(11), 258. Appleton, J. (2018). The gut-brain axis: influence of microbiota on mood and mental health. *Integrative Medicine: A Clinician's Journal*, 17(4), 28.
15. Auditeau, E., Chassagne, F., Bourdy, G., Bounlu, M., Jost, J., Luna, J., ... & Boumediene, F. (2019). Herbal medicine for epilepsy seizures in Asia, Africa and Latin America: A systematic review. *Journal of Ethnopharmacology*, 234, 119-153.
16. Aydın, T., Gümüştas, M., Sancı, T. Ö., & Çakır, A. (2024). Herniarin and skimmion coumarins in spice and edible plants and their benefits for health. *Studies in Natural Products Chemistry*, 81, 339-365.
17. Balkrishna, A., Sharma, N., Srivastava, D., Kukreti, A., Srivastava, S., & Arya, V. (2024). Exploring the Safety, Efficacy, and Bioactivity of Herbal Medicines: Bridging Traditional Wisdom and Modern Science in Healthcare. *Future Integrative Medicine*, 3(1), 35-49.
18. Bellavite, P. (2023). Neuroprotective potentials of flavonoids: Experimental studies and mechanisms of action. *Antioxidants*, 12(2), 280.
19. Ben-Shabat, S., Yarmolinsky, L., Porat, D., & Dahan, A. (2020). Antiviral effect of phytochemicals from medicinal plants: Applications and drug delivery strategies. *Drug delivery and translational research*, 10, 354-367.
20. Bistoletti, M., Bosi, A., Banfi, D., Giaroni, C., & Baj, A. (2020). The microbiota-gut-brain axis: Focus on the fundamental communication pathways. *Progress in molecular biology and translational science*, 176, 43-110.
21. Bonnín, C. D. M., Reinares, M., Martínez-Arán, A., Jiménez, E., Sánchez-Moreno, J., Solé, B., & Vieta, E. (2019). Improving functioning, quality of life, and well-

- being in patients with bipolar disorder. *International Journal of Neuropsychopharmacology*, 22(8), 467-477.
22. Bonokwane, M. B., Lekhooa, M., Struwig, M., & Aremu, A. O. (2022). Antidepressant effects of South African plants: an appraisal of ethnobotanical surveys, ethnopharmacological and phytochemical studies. *Frontiers in Pharmacology*, 13, 895286.
23. Boroumand, N., Samarghandian, S., & Hashemy, S. I. (2018). Immunomodulatory, anti-inflammatory, and antioxidant effects of curcumin. *Journal of Herbmed Pharmacology*, 7(4), 211-219.
24. Bose, S., Datta, R., & Kirilin, W. G. (2021). Toxicity studies related to medicinal plants. *Evidence-Based Validation of Trad. Med.: A comprehensive Approach*, 621-647.
25. Charlson, F., van Ommeren, M., Flaxman, A., Cornett, J., Whiteford, H., & Saxena, S. (2019). New WHO prevalence estimates of mental disorders in conflict settings: a systematic review and meta-analysis. *The Lancet*, 394(10194), 240-248.
26. Che, C. T., George, V., Ijinu, T. P., Pushpangadan, P., & Andrae-Marobela, K. (2024). Traditional medicine. In *Pharmacognosy* (pp. 11-28). Academic Press.
27. Chen, L., Feng, P., Peng, A., Qiu, X., Lai, W., Zhang, L., & Li, W. (2020). Protective effects of isoquercitrin on streptozotocin-induced neurotoxicity. *J Cell Mol Med*. doi:10.1111/jcmm.15658
28. Chinemerem N. D., Ugwu, M. C., Oliseloke A. C., Al-Ouqaili, M. T., Chinedu I. J., Victor C. U., & Saki, M. (2022). Antibiotic resistance: The challenges and some emerging strategies for tackling a global menace. *Journal of Clinical Laboratory Analysis*, 36(9), e24655.
29. Coppock, R. W., & Dziwenka, M. (2016). St. John's wort. In *Nutraceuticals* (pp. 619-631). Academic Press.
30. da Silva, R. M. G., Kacew, S., & Granero, F. O. (2024). Saponins: A class of bioactive natural products with wide applications in human health. *Studies in Natural Products Chemistry*, 82, 185-233.

31. Dinesh, A., & Kumar, A. (2023). A review on bioactive compounds, ethnomedicinal importance and pharmacological activities of *Talinum triangulare* (Jacq.) Willd. *Chemistry & biodiversity*, 20(12), e202301079.
32. Domingo-Fernández, D., Gadiya, Y., Mubeen, S., Bollerman, T. J., Healy, M. D., Chanana, S., & Colluru, V. (2023). Modern drug discovery using ethnobotany: a large-scale cross-cultural analysis of traditional medicine reveals common therapeutic uses. *Iscience*, 26(9).
33. Eddin, L. B., Jha, N. K., Meeran, M. N., Kesari, K. K., Beiram, R., & Ojha, S. (2021). Neuroprotective potential of limonene and limonene-containing natural products. *Molecules*, 26(15), 4535.
34. Erasto. P., Grierson, D. S., Afolayan, A. J. (2007). Evaluation of Antioxidant activity and the fatty acid profile of the leaves of *Vernonia amygdalina* growing in South Africa. *Food Chemistry*; 104: 636–642.
35. Fujihashi, A., Ramesh, S., Govindarajulu, M., Almaghrabi, M., Nadar, R. M., Deruiter, J., & Dhanasekaran, M. (2021). St. John's Wort: A Therapeutic Herb to Be Cautioned for Its Potential Neurotoxic Effects and Major Drug Interactions. *Medicinal Herbs and Fungi: Neurotoxicity vs. Neuroprotection*, 369-389.
36. Garuba, T., Katrodiya, N., Patel, N., Patel, S., Dhanji. P. R., Chettiar, S. S., Abdul Rahman, A.A. & Krishnamurthy, R. (2021). Antibacterial activity of *Urena lobata* against uropathogens. *Nigerian Journal of Natural Products and Medicine* [25 \(1\)](#): doi:[10.4314/njnpm.v25i1.3](https://doi.org/10.4314/njnpm.v25i1.3)
37. Giannenas, I., Sidiropoulou, E., Bonos, E., Christaki, E., & Florou-Paneri, P. (2020). The history of herbs, medicinal and aromatic plants, and their extracts: Past, current situation and future perspectives. In *Feed additives* (pp. 1-18). Academic Press.
38. González-Burgos, E., Liaudanskas, M., Viškelis, J., Žvikas, V., Janulis, V., & Gómez-Serranillos, M. P. (2018). Antioxidant activity, neuroprotective properties and bioactive constituents analysis of varying polarity extracts from *Eucalyptus globulus* leaves. *Journal of food and drug analysis*, 26(4), 1293-1302.

39. Góralczyk-Bińkowska, A., Szmajda-Krygier, D., & Kozłowska, E. (2022). The microbiota–gut– brain Axis in psychiatric disorders. *International journal of molecular sciences*, 23(19), 11245.
40. Gupta, S., Bansal, R. N., Sodhi, S. P. S., Brar, G. K., & Molhotra, M. (2021). Ashwagandha (*Withania somnifera*)—a herb with versatile medicinal properties empowering human physical and mental health. *Journal of Pre-Clinical and Clinical Research*, 15(3), 129-133.
41. Habarurema, G. S. (2021). Health, medicine and society. *Journal of Advanced Research in Medical and Health Science (ISSN 2208-2425)*, 7(9), 1-15.
42. Habtamu A, Melaku Y. Antibacterial and Antioxidant Compounds from the Flower Extracts of *Vernonia amygdalina*. *Adv. Pharmacol Sci.* 2018 Mar 20; 2018: 4083736. doi: 10.1155/2018/4083736. PMID: 29755517; PMCID: PMC5884303.
43. Halverson, T., & Alagiakrishnan, K. (2020). Gut microbes in neurocognitive and mental health disorders. *Annals of Medicine*, 52(8), 423-443.
44. Hazzaa, S. M., Abdelaziz, S. A. M., Abd Eldaim, M. A., Abdel-Daim, M. M., & Elgarawany, G. E. (2020). Neuroprotective potential of allium sativum against monosodium glutamate- induced excitotoxicity: impact on short-term memory, gliosis, and oxidative stress. *Nutrients*, 12(4), 1028.
45. Heinrich, M., Appendino, G., Efferth, T., Fürst, R., Izzo, A. A., Kayser, O. & Viljoen, A. (2020). Best research practice—overcoming common challenges in phytopharmacological research. *Journal of Ethnopharmacology*, 246, 112230.
46. Hilal, B., Khan, M. M., & Fariduddin, Q. (2024). Recent advancements in deciphering the therapeutic properties of plant secondary metabolites: phenolics, terpenes, and alkaloids. *Plant Physiology and Biochemistry*, 108674.
47. Ilango K., Maharajan G., & Narasimhan S., Anti-nociceptive and anti-inflammatory activities of *Azadirachta indica* fruit skin extract and its isolated constituent azadiradione, *Natural Product Research*. (2013) 27, no. 16, 1463–1467, doi.org/10.1080/14786419.2012.717288,
48. Iloka, B. C., Igbokwe, C. O., Ike, W. E., Mahady, G. B. & Adeniyi, B. A. (2023). Evaluation of the Antibacterial Activity and Toxicity Properties of *Funtumia elastica* (Preuss) Stapf. (TSN 30176), Used in Traditional Medicine in Nigeria.

- Journal of Complementary and Altern. Medical Research*, 24 (1), Page 43-56.
doi:10.9734/JOCAMR/2023/v24i1493.
49. Imoru, J. O., Oyemitan, I. A, Ilesanmi O. R. (2014). Anxiolytic, Sedative and Hypothermic Effects of Aqueous Leaf Extract of *Vernonia amygdalina* Del. (Asteraceae) in Albino Mice. *British Journal of Pharmaceutical Research.*; 4: 2210-2225. 7
50. Inwang, U. A., Ben, E. E., Uchewa, O. O., Umoh, E. A., & Nwaji, A. R. (2024). Ripe *Musa sapientum* Peels Exhibit Neuroprotection Against Lead Acetate-Induced Brain Damage in Wistar Rats. *Natural Product Communications*, 19(7), 1934578X241265192.
51. Islam M.T., Riaz T. A., Ayatollahi, S. A., Sharifi-Rad J. (2021). Anxiolytic-like effect of *Urena lobata* (L.) in swiss albino mice. *Clin Phytosci.*;7(1):11. doi: 10.1186/s40816-021-00249-5.
52. Jacob, D. E., Izah, S. C., Nelson, I. U., & Daniel, K. S. (2024). Indigenous Knowledge and Phytochemistry: Deciphering the Healing Power of Herbal Medicine. In *Herbal Medicine Phytochemistry: Applications and Trends* (pg. 1953-2005). Cham: Springer International Publishing.
53. Jain, S., Rathod, M., Mishra, G., Kumari, V., Baksh, H., Saxena, S., & Prasad, L. (2023). Plant tissue culture for medical therapy: unlocking the potential of medicinal plants. *Current Journal of Applied Science and Technology*, 42(46), 7-22.
54. Jamshidi-Kia, F., Lorigooini, Z., & Amini-Khoei, H. (2017). Medicinal plants: Past history and future perspective. *Journal of herbmed pharmacology*, 7(1), 1-7.
55. Jauhar, S., Cowen, P.J., Browning, M. (2023). Fifty years on: Serotonin and depression. *Journal of Psychopharmacology*. 37(3):237-241. doi:[10.1177/02698811231161813](https://doi.org/10.1177/02698811231161813).
56. Jiang, H., Yang, L., Hou, A., Zhang, J., Wang, S., Man, W., Zheng, S., Yu, H., Wang, X., Yang, B., Wang, H. (2020). Botany, traditional uses, phytochemistry, analytical methods, processing, pharmacology and pharmacokinetics of *Bupleuri Radix*: A systematic review. *Biomedicine & Pharmacotherapy*, 131, 110679.
57. Jing, W., Xiaolan, C., Yu, C., Feng, Q., & Haifeng, Y. (2022). Pharmacological effects and mechanisms of tannic acid. *Biomedicine & Pharmacotherapy*, 154, 113561.

58. Kenda, M., Kočevar Glavač, N., Nagy, M., & Sollner Dolenc, M. (2022). Medicinal plants used for anxiety, depression, or stress treatment: An update. *Molecules*, 27(18), 6021.
59. Khan, A. N., Jawarkar, R. D., Zaki, M. E., & Al Mutairi, A. A. (2024). Natural compounds for oxidative stress and neuroprotection in schizophrenia: composition, mechanisms, and therapeutic potential. *Nutritional Neuroscience*, 1-15.
60. Kılıç, C. S. (2022). Herbal coumarins in healthcare. In *Herbal biomolecules in healthcare applications* (pp. 363-380). Academic Press.
61. Konopaske, G. T., & Coyle, J. T. (2015). *Schizophrenia. Neurobiology of Brain Disorders*, 639– 654. doi:10.1016/b978-0-12-398270-4.00039-2
62. Kováč, J., Slobodníková, L., Trajčíková, E., Rendeková, K., Mučaji, P., Sychrová, A., & Bittner Fialová, S. (2022). Therapeutic potential of flavonoids and tannins in management of oral infectious diseases—A review. *Molecules*, 28(1), 158.
63. Kuke, C., Williamson, E. M. Roberts, M. F., Lajubutu, B. A., Watt, R., Hazra, B. and Yang, S. (1998). Anti-inflammatory activity of bi-naphthoquinones from *Diospyros* sp. *Phytotherapy Research*. 12 :155-158
64. Kulamarva, K., Shivakumar, V., Chikkanna, U., Kumar Ramakrishna, K., Bhargav, H., Varambally, S. (2023). Role of Ayurveda in the management of psychotic disorders: A systematic review of clinical evidence. *Journal of Ayurveda & Integrative Medicine*. 14(3):100720. doi: 10.1016/j.jaim.2023.100720. Epub 2023 Jun 7.
65. Kumar A. M., Ratra A., Asdaq, S.M.B., Alshamrani, A. A, Alsalman, A. J, Kamal M., Tomar R., Sahoo J., Ashok J., Imran M. (2022). Plumbagin Alleviates Intracerebroventricular-Quinolinic Acid Induced Depression-like Behavior and Memory Deficits in Wistar Rats. *Molecules*: 27(6):1834. doi: 10.3390/molecules 27061834. PMID: 35335195; PMCID: PMC8955906.
66. Kumar, A., Kumar, S., Komal, Ramchiary, N., & Singh, P. (2021). Role of traditional ethnobotanical knowledge and indigenous communities in achieving sustainable development goals. *Sustainability*, 13(6), 3062.

67. Kumari, R., & Kotecha, M. (2016). A review on the standardization of herbal medicines. *International journal of pharma sciences and research*, 7(2), 97-106.
68. Küpeli A. E., Tatlı Ç. I., Şeker K. G., Carpar, E., Sobarzo, S., E., & Capasso, R. (2021). Natural compounds as medical strategies in the prevention and treatment of psychiatric disorders seen in neurological diseases. *Frontiers in Pharmac.*, 12, 669638.
69. Labinjo, T., Serrant, L., Ashmore, R., & Turner, J. (2020). Perceptions, attitudes and cultural understandings of mental health in Nigeria: A scoping review of published literature. *Mental health, religion & culture*, 23(7), 606-624.
70. Lajubutu, B.A, Pinney, R. J., Roberts, M. F., Odelola, H. A. & Oso, B. A. (1995). Antibacterial activity of diosquinone and plumbagin from the Root of *Diospyros mespiliformis* (Hostch) [Ebenaceae]. *Phytotherapy Research*. 9: 346-350.
71. Lee, Y., & Kim, Y. K. (2021). Understanding the connection between the gut-brain axis and stress/anxiety disorders. *Current Psychiatry Reports*, 23, 1-7.
72. Lawal, T. O., Igbokwe, C. O., & Adeniyi, B. A. (2014). Antimicrobial activities and the bactericidal kinetics of *Allium ascalonicum* Linn.(whole plant) against standard and clinical strains of *Helicobacter pylori*: Support for ethnomedical use. *J Nat Sci Res*,4(8), 48-56
73. Liczbiński, P., Michałowicz, J., & Bukowska, B. (2020). Molecular mechanism of curcumin action in signaling pathways: Review of the latest research. *Phytotherapy Research*, 34(8), 1992-2005.
74. Lippert, A., & Renner, B. (2022). Herb-drug interaction in inflammatory diseases: Review of phytomedicine and herbal supplements. *Journal of Clinical Medicine*, 11(6), 1567.
75. Lloyd, C. E., & Panagopoulos, M. C. (2023). Narratives of externality, oppression, and agency: Perceptions of the role of the demonic in mental illness among evangelical christians. *Pastoral psychology*, 72(4), 501-523.
76. Maiti R., Kumar S., Acharya S., and Raghavendra M., Role of aqueous extract of *Azadirachta indica* leaves in an experimental model of Alzheimer's disease in

- rats, *International Journal of Applied and Basic Medical Research*. (2013) **3**, no. 1, <https://doi.org/10.4103/2229-516X.112239>
77. Mawa, J. (2023). Promotion and preservation of indigenous knowledge systems and the traditional environmental knowledge of Garo communities in Bangladesh. In *Digital Preservation and Documentation of Global Indigenous Knowledge Systems* (pp. 105-122). IGI Global.
78. Mazumder, K., Gupta, M., Lakshmanan, M. & Bhattacharya, S. (2002). Antibacterial activity of *Urena lobata* root. *Fitoterapia*. 72. 927-9. 10.1016/S0367-326X(01)00330-6.
79. Miranda, J. J. M. (2021). Medicinal plants and their traditional uses in different locations. In *Phytomedicine* (pp. 207-223). Academic Press.
80. Mitra, S., Anand, U., Ghorai, M., Kant, N., Kumar, M., Radha, Jha, N., Swamy, M., Proćków, J., Pérez de la Lastra, J., & Dey, A. (2023). Genome editing technologies, mechanisms and improved production of therapeutic phytochemicals: Opportunities and prospects. *Biotechnology and Bioengineering*, 120(1), 82-94.
81. Mitrea, L., Nemeş, S. A., Szabo, K., Teleky, B. E., & Vodnar, D. C. (2022). Guts imbalance imbalances the brain: a review of gut microbiota association with neurological and psychiatric disorders. *Frontiers in medicine*, 9, 813204.
82. Mohd Sairazi, N. S., & Sirajudeen, K. N. S. (2020). Natural products and their bioactive compounds: neuroprotective potentials against neurodegenerative diseases. *Evidence-Based Complementary and Alternative Medicine*, 2020(1), 6565396.
83. Moldovan C, Frumuzachi O, Babotă M, Barros L, Mocan A, Carradori S, & Crişan G. (2022). Therapeutic Uses and Pharmacological Properties of Shallot (*Allium ascalonicum*): A Systematic Review. *Front Nutr*. 28;9: 903686. doi: 10.3389/fnut.2022.903686. PMID: 35983491; PMCID: PMC9380064.
84. Moragrega, I., & Ríos, J. L. (2022). Medicinal plants in the treatment of depression. II: Evidence from clinical trials. *Planta Medica*, 88(12), 1092-1110.

85. Mullaicharam, A. R., & Halligudi, N. (2019). St John's wort (*Hypericum perforatum* L.): A Review of its Chemistry, Pharmacology and Clinical properties. *International Journal of Research in Phytochemical and Pharmacological Sciences*, 1(1), 5-11.
86. Muscolo, A., Mariateresa, O., Giulio, T., & Mariateresa, R. (2024). Oxidative stress: the role of antioxidant phytochemicals in the prevention and treatment of diseases. *International journal of molecular sciences*, 25(6), 3264.
87. Nwafor, I. C., & Manduna, I. T. (2021). Local processing methods for commonly used medicinal plants in South Africa. *Medicinal Plants-International Journal of Phytomedicines and Related Industries*, 13(2), 289-301.
88. Ogunro, O. B., Salawu, A. O., Alotaibi, S. S., Albogami, S. M., Batiha, G. E. S., & Waard, M. D. (2022). Quercetin-3-O- β -D-glucopyranoside-rich fraction from *Spondias mombin* leaves halted responses from oxidative stress, neuroinflammation, apoptosis, and lipid peroxidation in the brain of Dichlorvos-treated Wistar rats. *Toxics*, 10(8), 477.
89. Okoro, B. C., Dokunmu, T. M., Okafor, E., Sokoya, I. A., Israel, E. N., Olusegun, D. O., & Iweala, E. E. J. (2023). The ethnobotanical, bioactive compounds, pharmacological activities and toxicological evaluation of garlic (*Allium sativum*): A review. *Pharmacological Research - Modern Chinese Medicine*, 8, 100273.
90. Ona, G., Berrada, A., & Bouso, J. C. (2022). Communalistic use of psychoactive plants as a bridge between traditional healing practices and Western medicine: A new path for the Global Mental Health movement. *Transcultural Psychiatry*, 59(5), 638-651.
91. Onasanwo S. A., Aitokhuehi N. G. and Faborode S. O. (2016). Antidepressant-Like Potentials of *Vernonia Amygdalina* (Asteraceae) in laboratory mice and the Implication of the monoaminergic systems. *Annals of Depression and Anxiety*. 3(1): 1075-1080.
92. Onasanwo S. A., Aitokhuehi N. G. and Faborode S. O. (2016). Antidepressant-Like Potentials of *Vernonia Amygdalina* (Asteraceae) in laboratory mice and the Implication of the monoaminergic systems. *Annals of Depression and Anxiety*. 3(1): 1075-1080.
93. Oresanya, I. O., Sonibare, M. A., Adebayo, S., Balogun, F. O., & Ashafa, A. O. (2020). Oxidative stress mitigation and the inhibition of carbohydrate-hydrolysing, lipoxygenase (15-LOX), and acetylcholinesterase enzymes by methanolic crude extracts

- and partitioned fractions of *Rinorea dentata* (P Beauv.) O Ktze. leaf and stem. *Journal of Applied Pharmaceutical Science*, 10(7), 064-072.
94. Osimo, E. F., Stahl, S. M., Farooqi, I. S., Hall, J., Underwood, J. F., Smith, E. S. J., & Lingford-Hughes, A. (2023). Neurotransmitters and Receptors. *Cambridge Textbook of Neuroscience for Psychiatrists*, 16.
95. Palit, P., & Mandal, S. C. (2021). Climate change, geographical location, and other allied triggering factors modulate the standardization and characterization of traditional medicinal plants: a challenge and prospect for phyto-drug development. *Evidence based validation of traditional medicines: a comprehensive approach*, 359-369.
96. Patel, V., Saxena, S., Lund, C., Thornicroft, G., Baingana, F., Bolton, P., ... & Unützer, J. (2018). The Lancet Commission on global mental health and sustainable development. *The lancet*, 392(10157), 1553-1598.
97. Perveen, S., Kanwal, S., S. Alqahtani, A., Rao, F., Asghar, A., Irfan, A., Khan, A.M., Ullah, R. (2024). Role of phytochemicals in management of schizophrenia. IntechOpen. doi: 10.5772/intechopen.1004847.
98. Pferschy-Wenzig, E. M., Pausan, M. R., Ardjomand-Woelkart, K., Röck, S., Ammar, R. M., Kelber, O., & Bauer, R. (2022). Medicinal plants and their impact on the gut microbiome in mental health: A systematic review. *Nutrients*, 14(10), 2111.
99. Redvers, N., & Blondin, B. S. (2020). Traditional Indigenous medicine in North America: A scoping review. *PloS one*, 15(8), e0237531.
100. Ribeiro, A., Serrano, R., da Silva, I. B. M., Gomes, E. T., Pinto, J. F., & Silva, O. (2023). The Genus *Diospyros*: A Review of Novel Insights into the Biological Activity and Species of Mozambican Flora. *Plants* 2023, 12, 2833.
101. Rieder, R., Wisniewski, P. J., Alderman, B. L., & Campbell, S. C. (2017). Microbes and mental health: A review. *Brain, behavior, and immunity*, 66, 9-17.
102. Rummun, N., Neergheen-Bhujun, V. S., Pynee, K. B., Baider, C., & Bahorun, T. (2018). The role of endemic plants in Mauritian traditional medicine– Potential therapeutic benefits or placebo effect?. *Journal of Ethnopharmacology*, 213, 111-117.

103. Sayyad S. B., Dasari B. & Shaik A. A. (2016). A pharmacological review of *Urena lobata* Plant. *Asian Journal of Pharmaceutical and Clinical Research*. 9 (2): 20-22.
104. Selwal, N., Tabassum, Z., Rahayu, F., Yulia, N. D., Sugiono, S., Endarto, O., & Wani, A. K. (2023). Therapeutic potential and phytoremediation capabilities of the tobacco plant: Advancements through genetic engineering and cultivation techniques. *Biocatalysis and Agricultural Biotechnology*, 52, 102845.
105. Sen, S., & Chakraborty, R. (2017). Revival, modernization and integration of Indian traditional herbal medicine in clinical practice: Importance, challenges, and future. *Journal of traditional and complementary medicine*, 7(2), 234-244.
106. Sharifi-Rad, J., Rayess, Y. E., Rizk, A. A., Sadaka, C., Zgheib, R., Zam, W., ... & Martins, N. (2020). Turmeric and its major compound curcumin on health: bioactive effects and safety profiles for food, pharmaceutical, biotechnological and medicinal applications. *Frontiers in pharmacology*, 11, 550909.
107. Smith, K., & Leiras, C. (2018). The effectiveness and safety of Kava Kava for treating anxiety symptoms: A systematic review and analysis of randomized clinical trials. *Complementary therapies in clinical practice*, 33, 107-117.
108. Sonibare, M. A., & Ayoola, I. O. (2015). Medicinal plants used in the treatment of neurodegenerative disorders in some parts of Southwest Nigeria. *African Journal of Pharmacy and Pharmacology*, 9(38), 956-965.
109. Speers, A. B., Cabey, K. A., Soumyanath, A., & Wright, K. M. (2021). Effects of *Withania somnifera* (Ashwagandha) on stress and the stress-related neuropsychiatric disorders anxiety, depression, and insomnia. *Current neuropharmacology*, 19(9), 1468.
110. Stein, D. J., Shoptaw, S. J., Vigo, D. V., Lund, C., Cuijpers, P., Bantjes, J., ... & Maj, M. (2022). Psychiatric diagnosis and treatment in the 21st century: paradigm shifts versus incremental integration. *World Psychiatry*, 21(3), 393-414.
111. Subu, M. A., Holmes, D., Arumugam, A., Al-Yateem, N., Maria Dias, J., Rahman, S. A., & Abraham, M. S. (2022). Traditional, religious, and cultural perspectives on mental illness: A qualitative study on causal beliefs and treatment

- use. *International journal of qualitative studies on health and well-being*, 17(1), 2123090.
112. Süntar, I. (2020). Importance of ethnopharmacological studies in drug discovery: role of medicinal plants. *Phytochemistry Reviews*, 19(5), 1199-1209.
 113. Tong, L. A. (2017). Aligning the South African intellectual property system with traditional knowledge protection. *Journal of Intel. Property Law & Practice*, 12(3), 179-190.
 114. Tow, W. K., Goh, A. P. T., Sundralingam, U., Palanisamy, U. D., & Sivasothy, Y. (2021). Flavonoid composition and pharmacological properties of *Elaeis guineensis* Jacq. leaf extracts: A systematic review. *Pharmaceuticals*, 14(10), 961.
 115. Tura, A. M., Anbessa, M., Tulu, E. D., & Tilinti, B. Z. (2024). Exploring *Vernonia amygdalina*'s leaf extracts for phytochemical screening and its anti-bacterial activities. *Inter J. of Food Prop*, 27(1), 960–974. doi.org/10.1080/10942912.2024.2377242
 116. Ugboko, H. U., Nwinyi, O. C., Oranusi, S. U., Fatoki, T. H., & Omonhinmin, C. A. (2020). Antimicrobial importance of medicinal plants in Nigeria. *The Scientific World Journal*, 2020(1), doi: 10.1155/2020/7059323.
 117. Valdés-González, J. A., Sánchez, M., Moratilla-Rivera, I., Iglesias, I., & Gómez-Serranillos, M. P. (2023). Immunomodulatory, anti-inflammatory, and anti-cancer properties of ginseng: a pharmacological update. *Molecules*, 28(9), 3863.
 118. van Wyk, A. S., & Prinsloo, G. (2020). Health, safety and quality concerns of plant-based traditional medicines and herbal remedies. *South African Journal of Botany*, 133, 54-62.
 119. Vaou, N., Stavropoulou, E., Voidarou, C., Tsigalou, C., & Bezirtzoglou, E. (2021). Towards advances in medicinal plant antimicrobial activity: A review study on challenges and future perspectives. *Microorganisms*, 9(10), 2041.
 120. Vladimir, T. & Hrvoje B. (2021). Current research on complementary and alternative medicine (CAM) in the treatment of major depressive disorder: An evidence-based review, *Adv Exp Med Biol*. :1305:375-427. doi: 10.1007/978-981-33-6044-0_20.

121. Wei, X. C., Cao, B., Luo, C. H., Huang, H. Z., Tan, P., Xu, X. R., ... & Zhang, D. K. (2020). Recent advances of novel technologies for quality consistency assessment of natural herbal medicines and preparations. *Chinese Medicine*, *15*, 1-24.
122. WHO (2024). World Health Organization. <https://www.who.int/data/gho/data/themes /theme-details/GHO/mental-health>. 21:18. 30/09/2024.
123. WHO (2024). World Health Organization. <https://www.who.int/news-room/fact-sheets/detail/mental-disorders>. 01:12. 01/10/2024.
124. Wongyai, S. (2020). Standardization of medicinal plants for the sustainable exploitation of biodiversity. *The Journal of Chulabhorn Royal Academy*, *2*(2), 1-8.
125. Xiong, R. G., Li, J., Cheng, J., Zhou, D. D., Wu, S. X., Huang, S. Y., & Li, H. B. (2023). The role of gut microbiota in anxiety, depression, and other mental disorders as well as the protective effects of dietary components. *Nutrients*, *15*(14), 3258.
126. Yan, Y., Li, X., Zhang, C., Lv, L., Gao, B., & Li, M. (2021). Research progress on antibacterial activities and mechanisms of natural alkaloids: A review. *Antibiotics*, *10*(3), 318.
127. Zhang, Q., Jiang, Q., Sa, K., Liang, J., Sun, D., Li, H., & Chen, L. (2023). Research progress of plant-derived natural alkaloids in central nervous system diseases. *Phytotherapy Research*, *37*(11), 4885-4907.
128. Zhou, H., Zhang, J., Kirbis, B. S., Mula, Z., Zhang, W., Kuang, Y., & Yin, L. (2023). Ethnobotanical study on medicinal plants used by Bulang people in Yunnan, China. *Journal of Ethnobiology and Ethnomedicine*, *19*(1), 38.