

Impact of Combined Oral Contraceptive Pills on Cd4 Count, Osmotic Fragility, Total and Differential White Blood Cells of Users in Antenatal Clinic in Port Harcourt

ABSTRACT

The use of hormonal contraceptives is on the increase among women of reproductive age in Nigeria. In this study, effort was made to examine the influence of combined oral contraceptive on some white blood cells parameters in women attending family planning clinic. Data for this study were obtained through questionnaires administered on one hundred and twenty (120) respondents who were randomly and purposively selected. Blood samples were collected and analysed using appropriate techniques. One way ANOVA was adopted as the statistical analysis method for the study. It was found out from the study that combined oral contraceptive suppresses the immune system of users and may predispose them to infection. Thus, it is concluded from the study that oral contraceptives with high oestrogen could be harmful to users while low oestrogen contraceptive has shown potentials of reversing negative effects of high oestrogen contraceptives. It is recommended from this study that women should cut down on the use of oral contraceptives especially high oestrogen content oral contraceptives.

Keywords: Contraceptives, White blood cells, Family planning, Immune system, Oestrogen

Background to the Study

“Since the introduction of the various contraceptive methods in the 20th century, millions of women of reproductive age group, worldwide” (Mukanga *et al.*, 2023; WHO, 2020; Gallo *et al.*, 2019) have made use of it to prevent unwanted pregnancies and abortions, and also to improve child birth spacing. “The wide spread use of hormonal contraceptives” (Bain *et al.*, 2021; Atuhaire *et al.*, 2021; Schrumofet *et al.*, 2020) provides an opportunity for assessing the influence of estrogens and progestogens on various biochemical parameters of the female subject (Samanta and Maita, 2022). “It is even possible that some of the side effects of these compounds might be associated with some metabolic effects” (Nsubuga *et al.*, 2016; Chebet *et al.*, 2015; Haddad *et al.*, 2013). Oral contraceptives (Mwansa *et al.*, 2021) have been implicated in many diseases such as thromboembolic disease (Jain *et al.*, 2017; Trenor, *et al.*, 2011), myocadiac infarction (Taniset *et al.*, 2001; Jain *et al.*, 2017), circulatory disorders (Correia *et al.*, 2021; Yu, 2014), and carcinogenicity (IARC, 2007; Appleby &Beral, 2007). Furthermore, the negative effects on the liver, heart, diabetes, and high serum cholesterol levels obesity, hypertension (Jain *et al.*, 2017; Sacco *et al.*, 2017) are well documented.

However, “the biochemical profile of women on contraceptive use showed different changes in the plasma total protein, albumin, globulin and cholesterol levels” (Bockner and Roman, 1986, Obisesanet *et al.*, 2020).

Materials and Methods

Blood samples were collected from the family planning units of University of Port Harcourt Teaching Hospital (UPTH) and the volunteer female undergraduate students of University of Port Harcourt who were not on contraceptives constituted the control subjects, after approval from ethics committee of the same hospital. The selection criteria were based on World

Health Organization guidelines (WHO, 2009). The ages of the subjects were in the range of 20 to 30 years and all the subjects were confirmed to be regular clients of the Family Planning Clinic of the Department of Obstetrics and Gynaecology.

- i. Had no history of recent blood loss, blood disorder or pile (Hemorrhoids)
- ii. No treatment for anemia in form of iron tablets or vitamin B₁₂.
- iii. No pregnancy within the last six months
- iv. No cardiac or endocrine disorder.

A total of 120 women were involved in this study and grouped into three. Group I (control) consisted of 50 female volunteer subjects without contraceptives. Group II comprised 30 women with estrogen combined oral contraceptive (methylloestraneone and methylloestradiol) while group III had 40 women on norgesterol-estradiol combined oral contraceptives. Data was analyzed using one way ANOVA.

RESULTS

Comparison of the red blood cell osmotic fragility following the usage of oral contraceptive by women

The results of the median corpuscular fragility (MCF) for the control and test groups are shown in table 1. The results showed combined oral contraceptives did not have significant alteration to the membrane of the red blood cells.

Evaluation of the Total White Blood Cell

As shown in figure 4, the combined oral contraceptives (group II and III) significantly increased the total white blood cell compared with the control group ($p < 0.05$). Comparison between the combined oral contraceptive groups showed that group III [Norgesterol-estradiol] significantly reduced the total white blood cell with respect to group II [oestrogen] ($p < 0.05$), figure 4

Table 1: Median Corpuscular Fragility (MCF)

Groups	MCF
I	0.44 ± 0.04
II	0.43 ± 0.03^{NS}
III	0.47 ± 0.01^{NS}

NS = Not significant

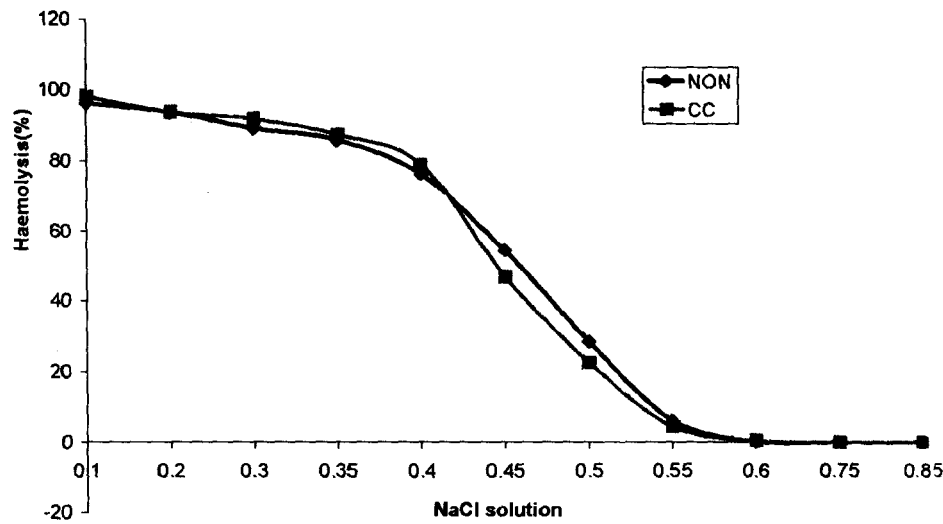


Figure 1: The osmotic fragility curves for the control and the combined oral contraceptive group

I.

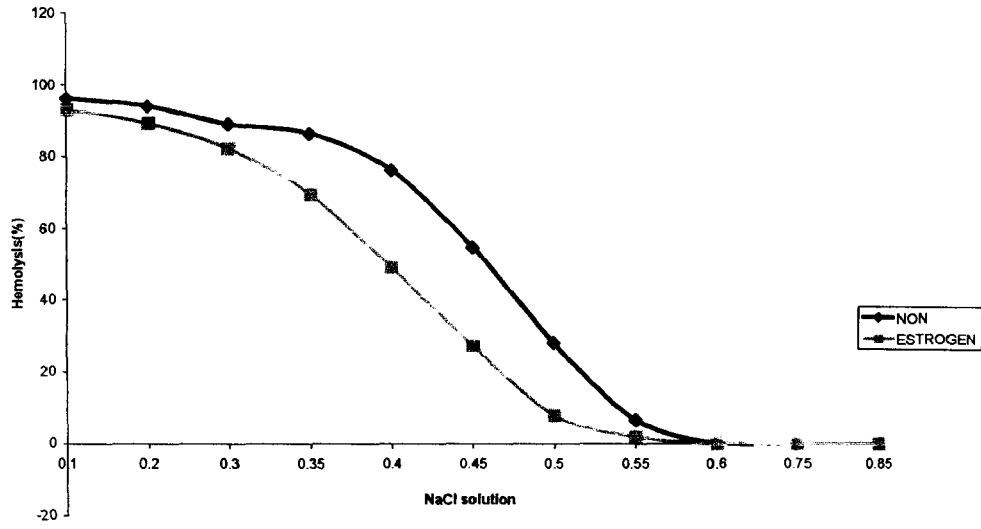


Figure 2: The osmotic fragility curves for the control and the combined oral contraceptive group

II

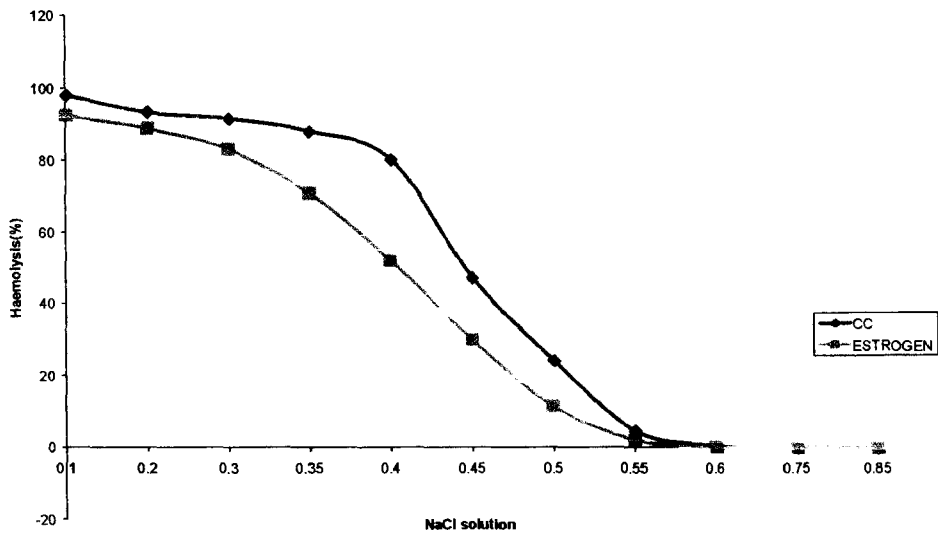


Figure 3: The osmotic fragility curves for the control and the combined oral contraceptive group

III

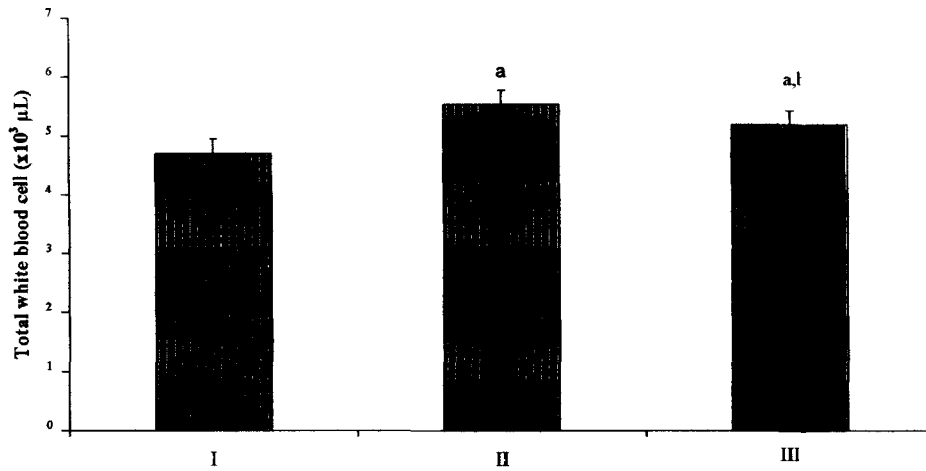


Figure 4: The mean total white blood cell count for the control and contraceptive groups. Values presented as mean \pm SEM. a= $p < 0.05$ vs group I, b= $p < 0.05$ vs group II.

Evaluation of the differential white cell count

As illustrated in table 2, the combined oral contraceptives (groups II and III) significantly increased the percentages of neutrophils and lymphocyte when compared with control ($p < 0.05$). Similarly, the norgesterol-estradiol combined oral contraceptives (group III) significantly reduced both the neutrophil and lymphocytes when compared with oestrogen combined oral contraceptives (group II).

The combined oral contraceptives in groups II and III significantly reduced monocytes and eosinophils compared with control group ($p < 0.05$). There was no significant change when comparison was done within the contraceptive groups. Similarly, combined oral contraceptives did not affect percentage of basophils significantly, table 2.

The effect of combined oral contraceptives on CD₄ count

The mean values of the CD₄ count (cells/ μ L) obtained for the control and combined oral contraceptives are presented in figure 5. Combined oral contraceptives in groups II and III

significantly reduced the CD₄ count when compared with the control (p<0.05). Group III was higher than group II at p<0.05.

Table 2: Comparison of the differential white blood cell count for the control and oral contraceptive groups

Groups	Neutrophil (%)	Lymphocyte (%)	Monocytes (%)	Eosinophil (%)	Basophil (%)
I	39.78±0.16	37.21±0.34	11.22±0.16	3.96±0.18	0.98±0.12
II	48.70±1.87 ^a	46.20±0.22 ^a	9.50±0.30 ^a	3.35±0.12 ^a	1.11±0.11
III	46.4±1.43 ^{a,b}	45.34±0.7 ^{a,b}	9.71±0.28 ^a	3.18±0.15 ^a	0.09±0.06

a = significantly different from group I (p<0.05), b = significantly different from group II (p<0.05)

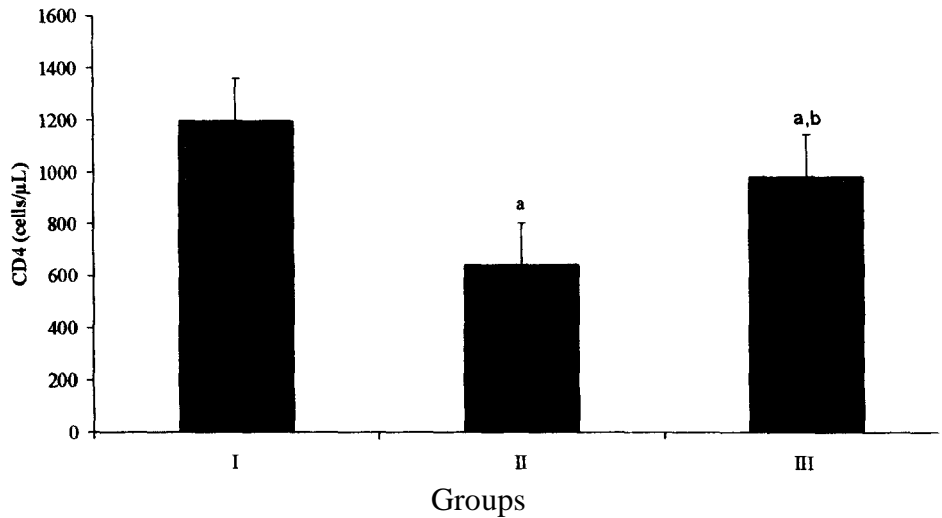


Figure 5: The mean CD₄ values for the control and combined oral contraceptives groups. Values presented as mean ± SEM.
a= p<0.05 vs group I, b= p<0.05 vs group II.

Discussion

The findings of this study showed that combined oral contraceptives have the potential to induce an increase in the production of circulating total white blood cell (TWBC), neutrophils and lymphocytes. “It was also observed that the increases were prominent with oestrogen oral

contraceptive. The significant increase in TWBC count, neutrophil and lymphocyte in combined oral contraceptive users however, disagrees with the findings of other investigators, who reported reductions” (Ben-Huret *et al.*, 1995; Al-Chalaby, Taib and Ahmed 2006). There are conflicting reports in literature with regards to the effect of oestrogen on circulating neutrophil levels. Pincus (1965) found that subjects taking oral contraceptives with an oestrogen content of 75-150ug had higher neutrophil counts than control which is in consonance with the finding of this study, whereas Toth (1982) found that subjects taking preparations with 100ug of oestrogen had lower neutrophil counts than controls.

“The significant reduction in monocyte level reported in this study is supported by the fact that sex hormones have the potentials to influence macrophage activities. As monocyte develops into macrophage, it has been reported that steroid hormones dose-dependently modulate release of tissue necrotic factor (TNF) from macrophages that influenced the function of these cells in the manifestation of their protective role of cytokine-mediated cytotoxicity” (Chao, *et al.*, 1995). The significant reduction in monocyte level recorded in this study is in consonance with earlier report of Ben Hur *et al.* (1995). These workers reported a decline in monocyte counts following oestrogen therapy in menopause and suggested that oestrogen and possibly progesterone decrease monocyte numbers. “Mechanism for such reduction may be due to the ability of the sex hormones to induce mitotic arrest and apoptosis in monocytes” (Ihua, 2023).

“Macrophages play crucial roles in atherosclerosis and immunity and are uniquely dependent on the *milieu* to which they were exposed which, can in turn be modified by oral contraceptives” (Kirschbaum, Kudielka, Gaab, Schommer and Hellhammer, 1999; Wiegatz and Kuhl, 2004; Haarala *et al.*, 2009;). “Importantly, monocyte-derived macrophages (MDMs)

express oestrogen and androgen receptors” (Murphy, Guyre, Wira and Pioli, 2009). It may be most probably inferred that the variation of internal *milieu* induced by combined oral contraceptives may affect the function of macrophages.

“It was also observed that combined oral contraceptive depressed the productions of monocytes, eosinophils and the CD₄ level, suggestive of potential suppressing effect of immune system of users, even as the aforementioned results were prominent with oestrogen oral contraceptive. This result agrees with some other report which speculated that combined oral contraceptive pill use is associated with a trend towards lower absolute CD₄ count” (Okumu, Makobore, Kaggwa, Kambugu and Galukande, 2013). No doubt, those significant reductions could be explained on the basis that progesterone and 17- β -estradiol can modulate activity of immune cells by activating the cells to produce cytokines (Chao, *et al*, 1995.; Wilder and Elenkou, 1999).

“CD₄ lymphocyte serves as a marker for immune status and can be used as a predictor of lowered immunity in disease conditions. The absolute number of circulating CD₄ lymphocyte has been shown to be a clinically useful indicator of immune function in disease conditions such as individuals infected with the human immunodeficiency virus (HIV). In infection condition such as HIV, auto immune responses may be evoked by shared structural homology between major histocompatibility (MHC) class II molecules and cellular humoral immune responses directed towards HIV proteins which cross react against antigens on T cells causing immune destruction. The exact mechanism of CD₄ reduction is said to be due to several factors; cell lysis, autoimmune mechanism, anergy, effect of super antigens, apoptosis and virus specific immune responses” (Murphy, Guyre, Wira and Pioli, 2009).

“There is growing evidence in the body of literature that endogenous oestrogens and progestins play a pivotal role in regulation of both hormonal and cell-mediated immunity”(Grossman, 1984). Such biologic effects of progestins in combined oral contraceptive are speculated to be the consequence of their synergistic relationship with the estrogenic component of the oral contraceptive, confirming an outstanding reduction in CD₄ levels by estrogen oral contraceptive reported in this study. Synthetic estrogens and progestins in hormonal contraceptives may therefore potentially influence immune function, probably through their suppression of endogenous hormones or through direct action on estrogen or progesterone receptors in immune cells.

Conclusion

1. Oral contraceptives with high estrogen content have the tendency to suppress immune system (total white blood cell, differential white blood cell and CD₄ count) of users.
2. The suppression of the immune system predisposes users to infection.

Recommendations

- i. Use of oral contraceptives with high oestrogen content should be discouraged because of its tendency to suppress the immune system of users.
- ii. Use of oral contraceptives with low oestrogen content should be encouraged because of its relatively low potential to cause infection.
- iii. Caution is necessary for the improper use of contraceptive.

Ethical Approval:

As per international standards or university standards written ethical approval has been collected and preserved by the author(s).

Consent

As per international standards or university standards, patient(s) written consent has been collected and preserved by the author(s).

Disclaimer (Artificial intelligence)

Option 1:

Author(s) hereby declare that NO generative AI technologies such as Large Language Models (ChatGPT, COPILOT, etc.) and text-to-image generators have been used during the writing or editing of this manuscript.

Option 2:

Author(s) hereby declare that generative AI technologies such as Large Language Models, etc. have been used during the writing or editing of manuscripts. This explanation will include the name, version, model, and source of the generative AI technology and as well as all input prompts provided to the generative AI technology

Details of the AI usage are given below:

- 1.
- 2.
- 3.

REFERENCES

- Ahmed, S., Li, Q., Liu, L and Tsui, A.O. (2012). Materials deaths averted by contraceptive use: An analysis of 172 countries. *The Lancet*, 380(9837): 111-125.
- Akhigbe, B.E., Ige, S.E., Afolabi, A.O., Oyeyipo, P.T., Ajao, F.O. and Ajayi, F. A. (2008). Water balance and serum levels of some electrolytes in oral contraceptive treated female Wistar rats. *Journal of Medical Sciences*, 8,591-594.
- Al-Chalaby, S.S.H., Taib, S.M. and Ahmed, A.F. (2006). The effect of oral contraceptive pills on haematological indices. *Tikrit Medical Journal*, 12(1):65-69.

- Antarini A. (2021) Factors influencing the use of modern contraception among reproductive aged women in Bangka Belitung Province, Indonesia. *Pan Afr Med J*. Available from: [/pmc/articles/PMC8356938/](#).
- Appleby, P., & Beral, V. (2007). Cervical cancer and hormonal contraceptives: collaborative reanalysis of individual data for 16,573 women with cervical cancer and 35,509 women without cervical cancer from 24 epidemiological studies. *International Collaboration of Epidemiological Studies of Cervical Cancer. Lancet*. 370(9599):1609–1621.
- Atuhaire S, Ngendakumana J, Galadima A, Adam A, Muderhwa RB. (2021) Knowledge and attitude towards contraceptive use among adolescents in Africa: a systematic review. *Int J Reprod Contraception Obstet Gynecol.*;10(11):4292–303.
- Bain LE, Amu H, Tarkang EE. (2021) Barriers and motivators of contraceptive use among young people in Sub-Saharan Africa: a systematic review of qualitative studies. *PLoS ONE.*;16(6)
- Ben-Hur, H., Mor, G., Insler, V., Blickstein, I., Amir-Zaltsman, V., Sharp, A., Globerson, A. and Kohen, F. (1995). Menopause is associated with a significant increase in blood monocyte number and a relative decrease in the expression of estrogen receptors in human peripheral monocytes. *Reproductive Immunology*, 34,363-369.
- Besa, E. C. (1994). Hematologic effects of androgens revisited: An Alternative Therapy in Various Hematologic Conditions. *Seminal Hematology*, 31,134-145.
- Black, A. Y., Fleming, N. A. and Rome, E. S. (2012). Pregnancy in Adolescents. *Adolescent Medicine: State of the Art Review*. 23(1): 123-138.
- Bockner, V. and Roman, W. (1986). The influence of oral contraceptives on the building capacity of serum proteins. *Journal of Medicine*, 2,1186 - 1990.
- Boross, N., Marko, G., Laczl, M., Garamszegl, L. Z., Hegl, G., Herenyl, M., Kiss, D., Nagy, G., Rosivall, B., Szollosl, E. and Torok, J. (2012). Sources of variation in hematocrit in the Collared Flycatcher (*Ficedula albicollis*). *Ornis Hungarica*, 20(2):64-72.
- Burke, A. E. (2011). The State of Hormonal Contraception Today: Benefits and Risks of Hormonal Contraceptives Progestin-only Contraceptives. *American Journal of Obstetrics and Gynecology* 205 (4): 514-517.
- Canning, B. and Schultz, T. P. (2012). The economic consequences of reproductive health and family planning. *The Lancet*, 380 (9837): 165-171.
- Carr, B., Gates, M. F., Mitchell, A. and Shah, R. (2012). Giving women the power to plan their families. *The Lancet*, 380 (9837):80-87.
- Carter, C., McGee, D., Reed, D., Yano, K and Stemmermann, Cl. (1983). Hematocrit and the risk of coronary heart disease: the Honolulu Heart Program. *American Heart Journal*, 105,674-679
- Cells, J. (1983). Incidence of arterial disease among oral contraceptive users. *General Practice*, 33,75-92.
- Chao, T. C., Van Alten, P. J., Greager, J. A. and Walter, R J. (1995). Sex steroids hormones regulate the release tumour necrosis factor by macrophages. *Cell Immunology*, 160,43-49.
- Chebet JJ, McMahan SA, Greenspan JA, Mosha IH, Callaghan-Koru JA, Killewo J, Baqui AH, Winch PJ. (2015) Every method seems to have its problems”- perspectives on side effects

- of hormonal contraceptives in Morogoro Region, Tanzania. *BMC Womens Health.*;15(1):1–12.
- Correia P, Machado S, Meyer I, Amiguet M, Eskandari A, Michel P. (2021) Ischemic stroke on hormonal contraceptives: Characteristics, mechanisms and outcome. *European Stroke Journal* 6(2):205-212. doi: 10.1177/23969873211019586. PMID: 34414296; PMCID: PMC8370064
- Gallo MF, Nguyen N, Nguyen C, Steiner MJ. (2019) Knowledge of contraceptive effectiveness and method use among women in Hanoi, Vietnam. *Contracept X.* 2019;1.
- Grossman, C. 1 (1984). Regulation of the immune system by sex steroids *Endocrine Revolution.*5,435-455.
- Haarala, A., Eklund, C., Pessi, T., Lehtimäki, T., Huupponen, R., Jula, A. Viikari, J., Raitakari, O. and Hurme, M. (2009). Use of combined oral contraceptives alters metabolic determinants and genetic regulation of C-reactive protein. The Cardiovascular Risk in Young Finns Study. *Scandinavian Journal of Clinical Laboratory, Investigation*, 69, 168-174.
- Haddad L, Wall KM, Vwalika B, Khu NH, Brill I, Kilembe W, Stephenson R, Chomba E, Vwalika C, Tichacek A, Allen S. (2013) Contraceptive discontinuation and switching among couples receiving integrated HIV and family planning services in Lusaka, Zambia. *AIDS.*;27(Suppl 1):0–1
- Harvey, S.M., Beckman, L.J., Sherman, C.G., and Petitti, D.B. (1999). Women’s experience and satisfaction with emergency contraception *Family Planning Perspective*, 31(5), 237-340.
- Hatcher, R.A., Trussel, J. and Stewart, F. (2000). *Contraceptive Technology* 18th ed. New York; Ardent Media, pp. 23-30.
- Hatcher, R.A., Trussel, J.E. and Stewart, F.D. (1994). *Contraception Technology* 16th ed., New York Irvington Publishers, pp 23-30.
- Hill, L.L. (1990). Body composition, normal electrolyte concentrations and the maintenance of normal volume, tonicity, and acid-base metabolism. *Paediatric Clinics of North America*, 37(2), 241-256.
- IARC Working Group on the Evaluation of Carcinogenic Risks to Humans. (2007). Combined estrogen progestogen contraceptives and combined estrogen-progestogen menopausal therapy. IARC Monographs on the Evaluation of Carcinogenic Risks to Humans. 91: 74–84.
- ICSH (1993). ICSH Recommendation for measurement of erythrocytes sedimentation rate. International Council for Standardization in Haematology. *Journal of Clinical Pathology*, 46(3),198-203.
- Izaks, G.J., Wsetendorp, R.G. and Knook, D.L. (1999). The definition of anaemia in older persons. *Journal of American Medical Association*, 281,1714-1717.
- Jain A, Reichenbach L, Ehsan I, Rob U. (2017) Side effects affected my daily activities a lot”: a qualitative exploration of the impact of contraceptive side effects in Bangladesh. *Open access J Contracept.*;8:45–52.

- Junod, S.W. and Marks, L. (2002). Women's trials: the approval of the first oral contraceptive pill in the United State and Great Britain. *Journal of Histological Medicine and Allied Science*, 57(2),117-160.
- Kanfer, E.J. and Nicol, B.A. (1997). Haemoglobin concentration and erythrocytes sedimentation rate in primary care patients. *Journal of the Royal Society of Medicine*, 90(1),16-18.
- Kingsley, L.R, Saikai, R.R., Yun. A.L. and Fluhartv, S.J. (1999). Ovarian steroid regulation of angiotensin II-induced water intake in rats. *American Physiological Society*, 45,90-96.
- Kirschbaum, C., Kudielka, B.M., Gaab, J., Schommer, N.C. and Hellhanuner, D.H. (1999). Impact of gender, menstrual cycle phase, and oral contraceptives on the activity of the hypothalamus-pituitary-adrenal axis. *Psychosomatic Medical*, 61,154-162.
- Lobo, M.J. Remesar, X.G. and Alemany, M.C. (1993). Effect of chronic intravenous injection of steroid hormones on body weight and composition of female rats. *Biochemistry and Molecular Biology International*, 29,349-358.
- London, R.S., Chapdelaine, A.U., Upmalis, D.E., Elosn, W.C. and Smith, J.S (1992). Comparative contraceptive efficacy and mechanism of action of the norgestimate-containing triphasic oral contraceptive. *Obstetrics and Gynaecology*, 156,9-14.
- Mukanga B, Mwila N, Nyirenda H T and Daka V (2023) Perspectives on the side effects of hormonal contraceptives among women of reproductive age in Kitwe district of Zambia: a qualitative explorative study. *BMC Women's Health*. <https://doi.org/10.1186/s12905-023-02561-3>
- Mwansa C J, Chipokoso T, Mwansa M, Zambwe M. (2021) Modern contraceptive use among women in Zambia: a descriptive survey. *Med Rev* xiv.;2021.07.13.21259719.
- Nsubuga H, Sekandi JN, Sempeera H, Makumbi FE. (2016) Contraceptive use, knowledge, attitude, perceptions and sexual behavior among female University students in Uganda: a cross-sectional survey. *BMC Womens Health*.;16(1).
- Sacco S, Merki-Feld G S, Aegidius K L, Bitzer J, Canonico M, Kurth T, Lampl C, Lidegaard, Macgregor EA, Maassenvandenbrink A. (2017) Hormonal contraceptives and risk of ischemic stroke in women with migraine: a consensus statement from the European Headache Federation (EHF) and the European Society of Contraception and Reproductive Health (ESC) and on behalf of the European Headache Federation (EHF) and the European Society of Contraception and Reproductive Health (ESC) the Journal of Headache and Pain. *J Headache Pain*.;14:108.
- Samanta M and Maiti M (2022) Effects of oral contraceptive pill on female health. *Int. J. Exp. Res. Rev.*, Vol. 28: 15-24 DOI: 10.52756/ijerr.2022.v28.003
- Schrumpf L A, Stephens M J, Nsarko N E, Akosah E, Baumgartner JN, OhemengDapaah S, Watt MH. (2020) Side effect concerns and their impact on women's uptake of modern family planning methods in rural Ghana: a mixed methods study. *BMC Womens Health*.;20(1):1-8.
- Tanis, B.C., Bosch, M.A.V.D., Kemmeren, J.M., Cats, V.M., Helmerhorst, F.M., Graaf, Y.V.D., & Rosendaal, F.R. (2001). Oral contraceptives and the risk of myocardial infarction. *New England Journal Medicine*. 345(25): 1787-1793. doi: 10.1056/NEJMoa003216

Trenor C C, Chung R J, Michelson A D, Neufeld E J, Gordon C M, Laufer M R, Emans S J. (2011) Hormonal Contraception and Thrombotic Risk: A Multidisciplinary Approach. Available from: www.https://doi.org/10.1542/peds.2010-2221.

WHO. Family planning/contraception methods. 2020. Weblink: <https://www.who.int/news-room/fact-sheets/detail/family-planning-contraception>

WHO (2009). Medical eligibility criteria for contraceptive use 4th ed. Geneva: Reproductive Health and Research, *World Health Organization*, pp.1-10.

Wiegatz, I. and Kuhl, H. (2004). Progestogen therapies: differences in clinical effects? *Trends Endocrinology Metabolism*, 15,277-285.

Wilder, R.L. and Elenkov, I.J. (1999). Hormonal regulation of tumour necrosis factor-alpha, interleukin-12 and interleukin-10 production by activated macrophages. *Academic Science*, 876,14-31.

Willis, S.A., Kuehl, T.J., Spiekerman, A.M. and Sulak, P.J. (2006). Greater inhibition of the pituitary-ovarian axis in oral contraceptive regimens with a shortened hormone-free interval. *Contraception*, 74,100-103.

Yu, A. (2014). The effect of oral contraceptive pills and the natural menstrual cycle on arterial stiffness and hemodynamic (CYCLIC). *Journal of hypertension*. 32(1): 100.

Ihwa CW. Influence of Two Kinds of Combined Oral Contraceptives on Some Red Blood Cell (RBC) Parameters in Women Attending Family Planning Unit in University of Port Harcourt Teaching Hospital. *Saudi J Biomed Res*. 2023;8(7):107-14.