

1 **Responses** **Response** of Cucurbit Fruitfly, *Zeugodacuscucurbitae* Coquillette to  
2 **Gel Formulations of Protein Bait**  
3  
4

5 **ABSTRACT**

6 In the integrated pest management of fruit flies, trapping is the most practical and effective  
7 component. Currently, cucurbit fruit flies are being trapped by employing the male attractant,  
8 cuelure. Protein baits, ~~as they~~ attract both male and female fruit flies, ~~they and~~ may be  
9 explored for ~~their~~ management of fruit flies. In the present study, protein baits were compared  
10 with the cuelure for their attraction to fruit flies by ~~using~~ electroantennogram experiments. In  
11 field conditions, effectiveness of protein bait is restricted due to water loss by evaporation  
12 thus making the bait dry. In view of this, studies were conducted to compare the  
13 ~~preferences~~ preference of fruit flies to protein baits & cuelure and to evaluate the ~~evaluated~~  
14 advanced gel formulations of protein bait ~~in attracting fruit flies for catching~~. In  
15 electroantennogram studies, female fruit fly response was found to be ~~high better~~ to protein  
16 bait volatiles followed by soybean bait and cue lure volatiles. Responses of male fruit flies  
17 were uniform to protein bait and cue lure followed by soybean bait. Among the gel  
18 formulations of liquid protein bait, ~~in using an~~ olfactometer, attraction ~~response~~ of pectin and  
19 sodium alginate gel formulations was ~~equal similar~~ to the attraction of liquid protein bait. ~~The~~  
20 ~~response recorded in olfactometer~~. These were ~~seen in decreasing pattern followed by while~~  
21 ~~using~~ xanthan gum powder and carrageenan powder gel formulations. In choice test, pectin  
22 powder gel formulation attracted more number of fruit flies and was ~~on a~~ par with the  
23 attraction of liquid protein bait. Luring capacity of carrageenan, sodium alginate and  
24 xanthan gum gel formulations were also ~~on a~~ par with the liquid protein bait.  
25

26 Keywords: Cucurbit fruit fly – Protein baits – Cuelure – Electro antennogram responses -  
27 Gelformulations  
28

29 **1. INTRODUCTION**

30 The cucurbit fruit fly, *Zeugodacuscucurbitae* Coquillett (Diptera: Tephritidae) is the  
31 most devastating pest of cucurbitaceous vegetables and fruits in various regions of the world  
32 (Kapoor, 1993) and is considered as an important agricultural pest affecting a variety of  
33 cultivated fruits and vegetables. It is mainly polyphagous but oligophagous populations have  
34 also been found in Thailand, Malaysia and France (Clarke *et al.*, 2001; Vayssières *et al.*,  
35 2008; Hafsi *et al.*, 2016). It attacks 61 species of plants from 19 distinct families with 28 of  
36 them are cucurbits and the rest are non-cucurbit hosts (De Meyer *et al.*, 2015). Fruit fly  
37 damages the economic part of the crop by oviposition, larval feeding on ovaries & fruit pulp  
38 and ~~rottening~~ rotting of damaged fruits (Viraktamath *et al.*, 2003). ~~In spite~~ In spite of direct  
39 losses, indirect losses were also caused in the form of rejection of export produce due to the  
40 presence of fruit fly maggots as quarantine restrictions and eradication procedures ~~are very~~  
41 ~~strict~~ (Badii *et al.*, 2015). ~~During our previous research work, protein baits i.e., soybean, casein,~~  
42 ~~proteinex & yeast and food baits i.e., banana, bitter gourd, pineapple, tomato & guava were~~

Formatted: Strikethrough

Formatted: Left

Formatted: Strikethrough, Highlight

Formatted: Strikethrough, Highlight

Formatted: Font color: Red, Highlight

Formatted: Font color: Red, Highlight

Formatted: Highlight

Formatted: Strikethrough, Highlight

Formatted: Strikethrough, Highlight

Formatted: Highlight

Formatted: Strikethrough, Highlight

Formatted: Strikethrough, Highlight

Formatted: Highlight

Formatted: Strikethrough, Highlight

Formatted: Highlight

Formatted: Strikethrough, Highlight

Formatted: Highlight

Formatted: Highlight

Formatted: Strikethrough, Highlight

Formatted: Highlight

Formatted: Strikethrough, Highlight

Formatted: Strikethrough, Highlight

Formatted: Strikethrough, Highlight

Formatted: Highlight

Formatted: Strikethrough, Highlight

Formatted: Highlight

Formatted: Strikethrough, Highlight

Formatted: Highlight

Formatted: Strikethrough, Highlight

Formatted: Strikethrough, Highlight

Formatted: Highlight

Formatted: Strikethrough, Highlight

Formatted: Highlight

43 | evaluated in laboratory and field conditions and concluded that proteinex and soybean protein  
44 | baits were the most attractive to *Z.cucurbitae*. (Give its Reference or delete it). Vargas *et*  
45 | *al.*(2002) indicated that the attempts to control pestiferous fruit fly populations around the  
46 | world have depended highly on the use of protein baits combined with a toxicant for several  
47 | years. Soon after emergence, both male and female fruit flies require proteinaceous diet to  
48 | survive and reach sexual maturity. Females have a stronger preference for protein sources  
49 | than males (Drew and Yuval, 1999). So, utilizing protein source bait traps ~~is may be an~~  
50 | effective ~~behavioural~~ behavior management based approach ~~which that~~ mainly targets female  
51 | fruit flies ~~since and they~~ require protein for successful egg production (Epsky *et al.*, 2014).

52 | Presently ~~cuelure~~, the male attractant is being used effectively in field conditions to  
53 | attract and kill the adult fruit flies. However, protein baits can attract both sexes which is an  
54 | added advantage. But in field conditions, protein bait effectiveness is limited as they are prone  
55 | to evaporation resulting in dryness of bait ~~which after~~ and as a result, fruit flies will not be  
56 | attracted to the bait. In this background, the present study was ~~undataken~~ undertaken to  
57 | evaluate the olfactory responses of fruit flies to protein baits in comparison with ~~cuelure~~  
58 | and to test the durability of proteinex bait gel formulations in field conditions at Agricultural  
59 | College and Research Institute, TNAU, Madurai, Tamil Nadu.

## 60 | 2. MATERIALS AND METHODS

### 61 | 2.1. Electroantennogram studies

62 | Electroantennogram experiments on olfactory responses of melon fruit flies to the  
63 | protein baits (proteinex and soybean baits) were conducted in National Bureau of  
64 | Agricultural Insect Resources (NBAIR), Bengaluru using electroantennography (EAG)  
65 | apparatus. In these experiments, response of male and female fruit flies to the eluted volatile  
66 | samples collected from the proteinex and soybean baits were compared with the standard  
67 | parapheromone, ~~cuelure~~.

#### 68 | 2.1.1. Collection of volatiles from the protein baits by a volatile collection unit (Dynamic 69 | Headspace Sampling Unit)

70 | In the volatile collection unit, the glass jar was connected with an air supply system.  
71 | An air inlet and outlet were linked to the chamber with the aim of cleaning the chamber using  
72 | the air from the supply system. A vacuum system was connected to the jar to create vacuum  
73 | before the collection of volatiles ~~to avoid~~. A provision was made available in the lower part  
74 | of the glass chamber for the attachment of volatile trap.

75 | The volatiles from proteinex and soybean bait were collected using the dynamic head  
76 | space sampling unit. Before the initiation of the process, the glass jar was cleaned by rubbing

Formatted: Font color: Red

Formatted: Strikethrough, Highlight

Formatted: Highlight

Formatted: Strikethrough, Highlight

Formatted: Highlight

Formatted: Strikethrough, Highlight

Formatted: Highlight

Formatted: Strikethrough, Highlight

Formatted: Highlight

Formatted: Strikethrough, Highlight

Formatted: Strikethrough, Highlight

Formatted: Strikethrough, Highlight

Formatted: Highlight

Formatted: Strikethrough, Highlight

77 | with the cotton soaked ~~with~~ HPLC grade dichloromethane. Then air was pumped into the  
78 | glass chamber for about 45 minutes to remove any ~~odours~~ odour present in the chamber and  
79 | then vacuum was created inside for 30 minutes. The days at which the proteinex and soybean  
80 | baits attracted more number of fruit flies in olfactometer studies were selected to get the  
81 | maximum amount of volatiles. Air was pumped into the jar through activated charcoal for 45  
82 | minutes. The bait volatiles were trapped in a volatile trap containing 50 mg of Porapak Q  
83 | chemical absorbent (adsorption tube) that was attached to glass jar separately. Volatiles were  
84 | collected for 3 hours. The volatiles adsorbed in the trap (Porapak Q) were extracted using 10  
85 | ml HPLC grade dichloromethane and stored at -20°C.

Formatted: Strikethrough, Highlight

Formatted: Highlight

Formatted: Strikethrough, Highlight

Formatted: Highlight

### 86 | 2.1.2. Electroantennogram ~~experiments~~ ~~response data~~

Formatted: Strikethrough, Highlight

Formatted: Highlight

Formatted: Strikethrough, Highlight

Formatted: Highlight

87 | Electroantennogram (EAG) responses of male and female ~~Z. Cucurbitae~~ ~~Z. cucurbitae~~  
88 | were recorded using a commercially available electroantennographic system (Syntech,  
89 | Hilversum, The Netherlands) available at National Bureau of Agricultural Insect Resources  
90 | (NBAIR), Bengaluru. The EAG consisting of a dual electrode probe for antenna fixation, a  
91 | CS-05 stimulus controller and an IDAC 232 box for data. The antenna was fixed with the tip  
92 | of one of the electrodes and scape was fixed to the other electrode as suggested by Reinecke  
93 | *et al.*, (2005). The antenna was fixed between the two electrodes using Spectra 360  
94 | conductive gel (Parker, Orange, New Jersey). The antenna was flushed continuously with  
95 | stream of activated charcoal filtered air. Response of  
96 | *Z. cucurbitae* male and female fruit fly (10 nos. each) antennae to the volatile components  
97 | collected from proteinex and soybean baits was recorded using an electroantennographic  
98 | system (Syntech). Electroantennogram responses of fruit flies to the volatiles of protein baits  
99 | were compared with the cuelure and dichloromethane (solvent used for eluting the protein bait  
100 | volatiles).

Formatted: Highlight

## 101 | 2.2. Evaluation of the attraction of proteinex bait gel formulations to melon flies

### 102 | 2.2.1. Olfactometer studies

103 | Olfactometer studies were conducted to evaluate the attraction of gel formulations of  
104 | proteinex bait to melon flies in comparison with the liquid proteinex bait.

105 |

106 |

107 |

108 |

109 | Table 1. ~~Treatments details~~ ~~Detail of ingredients in bait treatments~~

Formatted: Strikethrough, Highlight

S. No.	Particulars	Ingredients
1	Liquid proteinex bait	Proteinex powder (10%) + jaggery (10%) + ammonium acetate (5%) + borax (2%)
2	Xanthan gum powder gel formulation	Xanthan gum powder (0.6%) + liquid proteinex bait
3	Carrageenan powder gel formulation	Carrageenan powder (3.6%) + liquid proteinex bait
4	Guar gum powder gel formulation	Guar gum powder (1.6%) + liquid proteinex bait
5	Pectin powder gel formulation	Pectin powder (0.8%) + liquid proteinex bait
6	Sodium alginate gel formulation	Sodium alginate (1.8%) + liquid proteinex bait
7	Gum Arabic powder gel formulation	Gum arabic powder (7.3%) + liquid proteinex bait
8	Untreated control	Water

110  
111 Sponges saturated with liquid proteinex bait, gel bait and water (untreated control)  
112 were kept in three odour containers of the olfactometer and the fourth arm was blocked with  
113 cotton and no air supply was provided. Activated charcoal-filtered air was pumped inside the  
114 olfactometer arms for 45 minutes to remove any ~~odours~~ ~~odour~~ ~~within~~ ~~present~~ ~~inside~~. Later,  
115 through the suction pump, vacuum was created inside the olfactometer for 30 minutes. Then  
116 the sponges saturated with the samples were kept in the odour containers and again filtered  
117 pure air was passed for 45 minutes. Afterwards, 12 hours prestarved fruit flies (30 nos.) were  
118 released into the olfactometer through the upper detachable lid.

119 During the conduct of experiment, olfactometer was covered with a ~~a~~ dark red colour  
120 cloth to avoid the phototrophic effect on the attraction of fruit flies. Each treatment was  
121 replicated thrice and during each replication, direction of olfactometer was changed.  
122 Experiments were conducted with each treatment separately and replicated thrice. Number of  
123 adult flies attracted to the odour zones of respective samples was recorded ~~upto~~ ~~up to~~ one hour  
124 at 10 minutes interval and the observation at one hour was considered as the final.

### 125 2.2.2. Gated cup trap studies

126 A choice test was conducted using gated cup traps. Gated cup traps were prepared by  
127 covering the 100 ml glass beaker containing 50 ml of gel formulation with the aluminium foil  
128 in which a central cut was made. The lower end and the plastic lid of an Eppendorf tube (0.7  
129 cm diameter) were removed and inserted in the central cut in the aluminium foil which  
130 restricted the adult flies from escaping once they enter the trap.

Formatted: Strikethrough, Highlight

Formatted: Highlight

Formatted: Strikethrough, Highlight

Formatted: Strikethrough, Highlight

Formatted: Strikethrough, Highlight

Formatted: Highlight

131 All the gated cup traps with different gel formulations of proteinex bait were placed in  
132 the insect cage (25x25x25 cm) with equal distance in between. 50 fruit flies were released in  
133 the centre of the cage. Number of fruit flies trapped inside the gated cup traps was recorded  
134 after 24 hours of release of the insects. This experiment was replicated thrice. ~~Cite a~~

Formatted: Highlight

135 ~~Reference of the Method adopted for the study)~~

### 136 2.3. Stability test

137 All the proteinex powder gel formulations were poured in the fruit fly traps @ 200 ml  
138 /trap, tied in the partial shade conditions to mimic the natural habitat of cucurbit field  
139 ecosystem. Reduction in the weight of each bait due to evaporation was recorded daily up to  
140 15 days in all the baits.

### 141 2.4. Statistical Analysis

142 Data were subjected to appropriate transformations before analysis. Means were  
143 separated by Tukey's HSD test. Statistical analyses were performed using SPSS Windows  
144 (version 22.0) (IBM Corp. Released 2013) (Gomez and Gomez, 1984).

Formatted: Font: (Default) Times New Roman, 12 pt, Strikethrough, Highlight

## 145 3. RESULTS AND DISCUSSION

### 146 3.1. Evaluation of olfactory responses of melon fruit flies to protein baits - 147 electroantennogram (EAG) experiments

148 Electroantennogram responses of female fruit flies to the volatiles of protein baits  
149 revealed that they responded more to the volatiles of proteinex bait (0.3729 mV) (Table  
150 2) followed by soybean bait (0.1389 mV) and cue lure (0.1334 mV) and both these responses  
151 were statistically ~~on a par~~. Olfactory responses of male fruit flies revealed their equal response  
152 to proteinex bait (0.2667 mV) and cue lure (0.2434) (Table 2) followed by soybean bait  
153 (0.1784 mV). Female fruit fly response was ~~high higher as compared~~ to the volatiles of  
154 proteinex bait followed by soybean bait and cue lure. Olfactory responses of male fruit flies  
155 revealed uniform response to proteinex bait and cue lure followed by soybean bait. Positive  
156 electroantennogram responses of female fruit fly to proteinex bait volatiles confirmed  
157 ~~its~~ luring potency to fruit flies. As response of male fruit flies to proteinex bait was ~~on a par~~  
158 with the responses of cue-lure, this aspect may be further studied for utilizing the proteinex  
159 bait volatiles in trapping fruit flies at field level.

Formatted: Strikethrough, Highlight

Formatted: Highlight

Formatted: Strikethrough, Highlight

Formatted: Highlight

Formatted: Strikethrough, Highlight

Formatted: Highlight

Formatted: Strikethrough, Highlight

Formatted: Highlight

160

161

162

163

164

UNDER PEER REVIEW

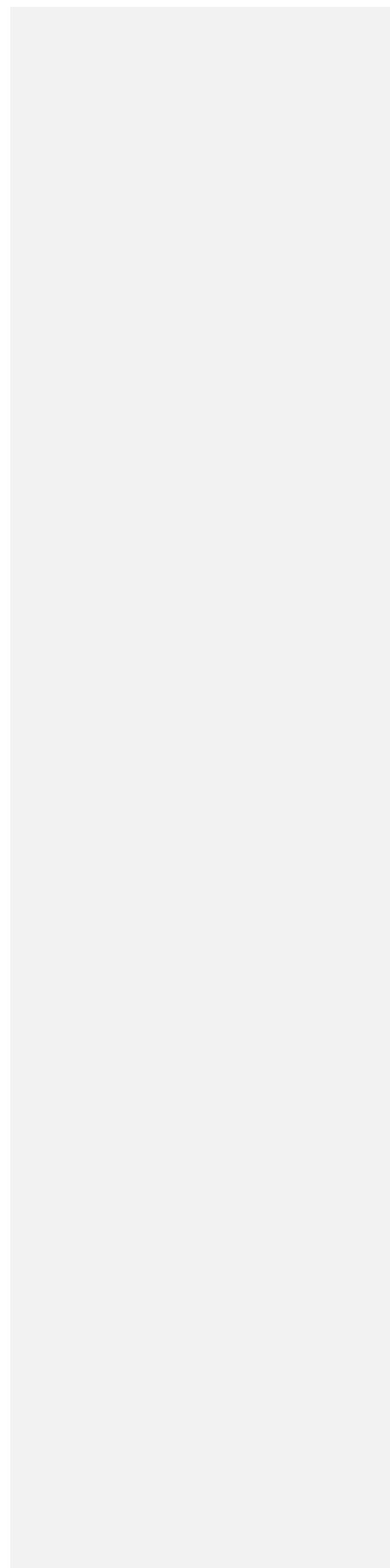


Table 2. Electroantennogram studies on the attraction response of melon fruit flies to protein different baits baiting substrates

Treatments	EAG responses (amplitude) of antennae of female fruit flies (mV)										
	I	II	III	IV	V	VI	VII	VIII	IX	X	Mean*
Dichloro methane Is it a protein bait-check	0.139	0.11	0.003	0.05	0.003	0.000	0.072	0.000	0.029	0.007	0.0413 (0.2032) <sup>b</sup>
Cue lure	0.257	0.228	0.136	0.15	0.084	0.045	0.085	0.118	0.066	0.165	0.1334 (0.3652) <sup>ab</sup>
Protinex bait	1.24	1.211	0.309	0.199	0.145	0.046	0.191	0.049	0.215	0.124	0.3729 (0.6107) <sup>a</sup>
Soybean bait	0.32	0.291	0.243	0.158	0.044	0.052	0.112	0.047	0.076	0.046	0.1389 (0.3727) <sup>ab</sup>
<b>CD (0.05)</b>											0.29
<b>S.E (d)</b>											0.09
Treatments	EAG responses (amplitude) of antennae of male fruit flies (mV)										
	I	II	III	IV	V	VI	VII	VIII	IX	X	Mean*
Dichloro methane	0.047	0.038	0.017	0.048	0.001	0.029	0.014	0.04	0.001	0.026	0.0261 (0.1616) <sup>b</sup>
Cue lure	0.164	0.648	0.327	0.211	0.065	0.403	0.191	0.179	0.046	0.2	0.2434 (0.4934) <sup>a</sup>
Protinex bait	0.107	1.06	0.464	0.141	0.039	0.344	0.075	0.218	0.023	0.196	0.2667 (0.5164) <sup>a</sup>
Soybean bait	0.158	0.441	0.219	0.321	0.101	0.153	0.107	0.131	0.038	0.115	0.1784 (0.4077) <sup>ab</sup>
<b>CD (0.05)</b>											0.32
<b>S.E (d)</b>											0.08

\*Mean of ten replications

Figures in parentheses are square root transformed values

Formatted: Strikethrough, Highlight

Formatted: Highlight

Formatted: Strikethrough, Highlight

Formatted: Strikethrough, Highlight

Formatted: Highlight


Formatted: Highlight

Formatted: Highlight

Formatted: Highlight

Means followed by the same letter in a column are not significantly different by Tukey's HSD test. (P=0.05)

UNDER PEER REVIEW





### 3.2. Attraction of proteinexgel formulations to melon fruit flies

#### 3.2.1. Olfactometer studies

Among the gel formulations of liquid protinex bait, attraction to melon flies was high in pectin gel formulation followed by sodium alginate gel formulation with 9.00 and 8.67 fruit flies/odour arm, respectively. These two treatments were ~~on a~~ par with the attraction of liquid proteinex bait (9.00 fruit flies/odour arm). Next were, xanthan gum powder and carrageenan powder gel formulations with 7.67 and 7.00 fruit flies/odour arm, respectively. Comparatively, least fruit fly attractant formulations were guar gum powder and gum arabic powder gel formulations with 6.67 fruit flies/odour arm (Table 3).

**Table 3. Olfactory responses of fruit flies to different gel formulations of proteinex bait (Bold the section)**

S. No	Treatments	Number of fruit flies attracted/odour arm*					After one hour
		10 min.	20 min.	30 min.	40 min.	50 min.	
1	Xanthan gum powder gel formulation	5.00	6.33	5.67	7.67	5.67	7.67 (2.76) <sup>ab</sup>
2	Carrageenan powder gel formulation	2.67	2.67	4.67	5.67	6.67	7.00 (2.65) <sup>ab</sup>
3	Guar gum powder gel formulation	4.00	4.00	5.67	6.00	7.00	6.67 (2.58) <sup>b</sup>
4	Sodium alginate gel formulation	5.33	5.00	5.00	6.67	7.00	8.67 (2.94) <sup>a</sup>
5	Pectin powder gel formulation	4.33	5.00	6.33	6.67	8.33	9.00 (3.00) <sup>a</sup>
6	Gum arabic powder gel formulation	3.33	2.67	3.67	4.67	6.00	6.67 (2.58) <sup>b</sup>
7	Liquid protinex bait formulation	3.67	5.67	6.00	6.00	9.00	9.00 (3.00) <sup>a</sup>
8	Untreated control	1.67	1.78	2.44	1.56	2.00	1.39 (1.18) <sup>c</sup>
CD (0.05)							0.40
S.E (d)							0.10

\*Mean of three replications

Figures in parentheses are square root transformed values

Means followed by same letter in a column are not significantly different by Tukey's HSD test. (P=0.05)

#### 3.2.2. Gated cup trap studies in choice conditions

Among the gel formulations of liquid protinex bait, after 24 hours, more number of fruit flies (8.33) (Table 4) were recorded in pectin gel formulation gated cup traps and this count was more than the liquid proteinex bait (6.67 fruit flies). Luring capacity of

Formatted: Highlight

Formatted: Strikethrough, Highlight

Formatted: Highlight

Formatted: Highlight

Formatted: Highlight

Formatted: Font color: Red

carrageenan powder, sodium alginate and xanthan gum powder formulations were found to be statistically at par with the liquid proteinex bait with 6.00, 4.33 and 4.00 fruit flies in their gated cup traps, respectively. Guar gum and gum arabic powder formulations attracted comparatively significantly less number of fruit flies *i.e.*, 3.33 and 3.00, respectively.

**Table 4. Attraction of fruit flies to gel formulations of proteinex bait – Gated cup trap studies – Choice conditions**

S. No.	Treatments	Number of fruit flies trapped in gated cup trap after 24 hours			
		I set	II set	III set	Mean*
1	Proteinex liquid bait	6.00	6.00	8.00	6.67 (2.58) <sup>ab</sup>
2	Xanthan gum powder gel formulation	3.00	4.00	5.00	4.00 (2.00) <sup>ab</sup>
3	Carrageenan powder gel formulation	4.00	6.00	8.00	6.00 (2.43) <sup>ab</sup>
4	Pectin powder gel formulation	8.00	8.00	9.00	8.33 (2.89) <sup>a</sup>
5	Sodium alginate gel formulation	5.00	6.00	2.00	4.33 (2.03) <sup>ab</sup>
6	Guar gum powder gel formulation	3.00	2.00	5.00	3.33 (1.79) <sup>b</sup>
7	Gum arabic powder gel formulation	3.00	2.00	4.00	3.00 (1.72) <sup>b</sup>
8	Untreated	0.00	0.00	1.00	0.33 (0.33) <sup>c</sup>
CD (0.05)					1.15
S.E(d)					0.31

\*Mean of three replications

Figures in parentheses are square root transformed values

Means followed by the same letter in a column are not significantly different by Tukey's HSD test. (P=0.05)

### 3.3. Evaluation of stability of gel formulations of liquid proteinex bait

At 5 days after placement of traps (DAP), weight reduction was more (49.77%) in liquid proteinex bait and lost approximately 50 per cent of its water content. Weight loss in proteinex bait gel formulations ranged from 10.25% (guar gum powder gel formulation) to 17.54% (gum arabic powder gel formulation). Among the proteinex bait gel formulations, weight loss was comparatively less (10.25%) in guar gum powder and pectin powder gel formulations (10.87%) (Table 5) and both were on statistically at par with each other. Succeeding these, weight loss was less in carrageenan powder (11.25%) and xanthan gum powder gel formulations (13.92%). Among the gel formulations, evaporation and weight loss was less in guar gum powder and pectin powder gel formulations.

Formatted: Highlight

Formatted: Strikethrough, Highlight

Formatted: Highlight

Formatted: Strikethrough, Highlight

Formatted: Highlight

Formatted: Highlight

Formatted: Strikethrough, Highlight

Formatted: Highlight

Formatted: Highlight

Formatted: Strikethrough, Highlight

Formatted: Highlight

At 10 DAP, 65.61 per cent weight loss was observed in proteinex liquid bait. Less per cent reduction in weight loss was recorded in pectin powder (25.10%) and guar gum powder gel formulations (25.64%) and both were statistically on par. Weights of the proteinex liquid bait and gum arabic powder gel formulation were reduced considerably *i.e.*, 65.61 and 46.49 per cent, respectively. At 15 DAP, weight of the proteinex liquid bait reduced markedly (77.82%). Among the gel formulations, weight reduction ranged between 49.37% (pectin powder gel formulation) and 66.66% (gum arabic powder gel formulation).

Formatted: Highlight

~~In comparison~~ ~~Comparative~~ to liquid proteinex bait, in gel formulations, evaporation was less and quantity of bait was not reduced considerably in traps. Among the gel formulations of liquid proteinex bait, pectin powder and guar gum powder gel formulations were less evaporative up to ten days after placement of traps. These were closely followed by carrageenan powder and xanthan gum powder gel formulations. Less evaporation observed in gel formulations is a positive point in maintaining these bait traps in the field conditions up to 10 days. ~~In spite~~ of good attraction in liquid proteinex bait traps, high evaporation in field made it less attractive to fruit flies. In this context, converting liquid proteinex bait to pectin or guar gum powder gel formulations increases ~~its~~ efficiency in trapping more number of fruit flies. These formulations can be maintained in the field ~~upto~~ 10 days without adding water. After that also by adding water, it can be maintained another five days. Among the gel formulations, attraction to fruit flies was more in pectin powder, sodium alginate, xanthan gum powder and carrageenan powder gel formulations. Among the above three, in pectin powder and guar gum powder gel formulations, evaporation was comparatively less up to 10 DAP. Hence, these formulations of proteinex bait can be placed in field for luring cucurbit fruit flies effectively.

Formatted: Not Strikethrough

Formatted: Strikethrough, Highlight

Formatted: Highlight

Formatted: Strikethrough, Highlight

Formatted: Highlight

Formatted: Highlight

Gelling agents are essential components in insect diets because they keep water in a solid state, avoid ~~interactions~~ between ingredients, and preserve the blended condition of the ingredients. Some gel forming agents (proteins, starches and pectin) can be used, whereas others (agar and carrageenens) are indigestible. Carbohydrates are the most frequently used gelling agents in food which includes gums such as guar gum and ~~carboxymethylcellulose~~, carrageenan, agar, starch, alginates and pectins (Cohen, 2003). Guar gum is extracted from the seeds of cluster bean, *Cyamopsis tetragonolobus* and contains guaran (85%), a nontoxic colloidal polysaccharide with a water-soluble property (Imeson, 1997; Jain *et al.*, 2005).

Formatted: Highlight

Formatted: Highlight

**Table 5. Stability test of gel formulations of proteinex bait**


S. No.	Treatments	Weight (g)															Reduction in weight (%) from I to XV DAP		
		I DAP	II DAP	III DAP	IV DAP	V DAP	VI DAP	VII DAP	VIII DAP	IX DAP	X DAP	XI DAP	XII DAP	XIII DAP	XIV DAP	XV DAP	V DAP	X DAP	XV DAP
1	Protinex liquid bait	221	201	173	157	120	111	102	91	87	79	68	61	58	53	49	49.77 (44.87) <sup>a</sup>	65.61 (54.10) <sup>a</sup>	77.82 (61.92) <sup>a</sup>
2	Xanthan gum powder gel formulation	237	225	218	210	204	198	189	181	175	169	129	121	118	113	109	13.92 (21.91) <sup>c</sup>	28.69 (32.39) <sup>d</sup>	54.00 (47.30) <sup>d</sup>
3	Carrageenan powder gel formulation	231	228	221	217	205	201	195	188	181	170	135	127	120	115	111	11.25 (19.60) <sup>d</sup>	26.40 (30.92) <sup>de</sup>	51.94 (46.11) <sup>de</sup>
4	Pectin powder gel formulation	239	234	227	220	213	207	199	191	185	179	167	152	147	133	121	10.87 (19.25) <sup>d</sup>	25.10 (30.07) <sup>e</sup>	49.37 (44.64) <sup>e</sup>
5	Sodium alginate gel formulation	219	211	207	195	183	171	169	162	158	142	131	127	112	107	101	16.43 (23.91) <sup>b</sup>	35.15 (36.36) <sup>c</sup>	53.88 (47.23) <sup>c</sup>
6	Guar gum powder gel formulation	234	224	219	215	210	201	198	191	187	174	154	147	138	127	116	10.25 (18.67) <sup>d</sup>	25.64 (30.42) <sup>e</sup>	50.42 (45.24) <sup>e</sup>
7	Gum arabic powder gel formulation	228	213	205	191	188	171	158	145	138	122	110	103	97	89	76	17.54 (24.76) <sup>b</sup>	46.49 (42.99) <sup>b</sup>	66.66 (54.73) <sup>b</sup>
CD (0.05)																	20.21	10.98	7.19

\*Mean of three replications

Figures in parentheses are arc sine root transformed values

Means followed by the same letter in a column are not significantly different by Tukey's HSD test. (P=0.05)

UNDER PEER REVIEW



#### 4. CONCLUSION

Electroantennogram studies on the olfactory responses of cucurbit fruit flies to protein bait volatiles in comparison with cue lure revealed that, female fruit flies responded more to protein bait volatiles followed by soybean bait and cue lure volatiles. Male fruit flies responded uniformly to protein bait and cue lure followed by soybean bait. Olfactometer studies on the attraction of gel formulations of liquid protein bait revealed that, attraction of pectin and sodium alginate gel formulations was equal to that of liquid protein bait. Next to these were xanthan gum powder and carrageenan powder gel formulations. In gated cup trap choice tests also, pectin powder gel formulation was found to be the most attractive to fruit flies.

#### DISCLAIMER (ARTIFICIAL INTELLIGENCE)

Author(s) hereby declare that NO generative AI technologies such as Large Language Models (ChatGPT, COPILOT, etc) and text-to-image generators have been used during writing or editing of this manuscript.

#### REFERENCES

- Badii, K.B., Billah, M.K., Afresh-Nuamah, K., Obeng-Ofori, D. and Nyakro, G. (2015). Review of pest status, economic impact and management of fruit-infesting flies in Africa. *African Journal of Agricultural Research*, 10: 1482-1498.
- Clarke, A.R., Allwood, A., Chinajariyawong, A., Drew, R.A.I., Hengsawad, C. and Jirasurat, M. (2001). Seasonal abundance and host use patterns of seven *Bactrocera* Macquart species (Diptera: Tephritidae) in Thailand and peninsular Malaysia. *Raffles Bulletin of Zoology*, 49: 207-20.
- Cohen, A.C. (2003). Insect diets: science and technology. *CRC Press*, USA.
- De Meyer, M., Delatte, H., Mwatawala, M., Quilici, S., Vayssieres, J.F. and Virgilio, M. (2015). A review of the current knowledge on *Zeugodacus cucurbitae* (Coquillett) (Diptera, Tephritidae) in Africa. *Zookeys*, 540: 539-546.
- Drew, R.A.I. and Yuval, B. (1999). The evolution of fruit fly feeding behaviour in fruit flies (Tephritidae). *CRC Press*, pp. 731-749.
- Epsky, N.D., Kendra, P.E. and Schnell, E.Q. (2014). History and development of food-based attractants. In *Trapping and the detection, control, and regulation of tephritid fruit flies*: Springer, The Netherlands pp. 75-118.

- Hafsi, A. Facon, B. Ravigné, V. Chiroleu, F. Quilici, S. and Chermiti, B. (2016). Host plant range of a fruit fly community (Diptera: Tephritidae): does fruit composition influence larval performance? *BMC Ecology* pp. 16:40.
- Imeson, A.P. and W. Humphreys. 1997. "Microcrystalline cellulose." In *Thickening and Gelling Agents for Food*. Springer, Boston pp. 180-198.
- Jain, R. Anjaiah, V. and Babbar, S.B. (2005). Guar Gum: a cheap substitute for agar in microbial culture media. *Letters in Applied Microbiology*, 41: 345-349.
- Kapoor, V.C. (1993). Indian Fruit Flies. Oxford & IBH Publishing Co. Ltd. New Delhi, India pp. 228-248.
- Reinecke, A. Joachim, R. and Monika, H. (2005). Electrophysiological and behavioural responses of *Melolonthamelolontha* to saturated and unsaturated aliphatic alcohols. *Entomologia Experimentalis et Applicata*, 115 (1):33-40.
- Vargas, R.I. Miller, N.W. and Prokopy, R.J. (2002). Attraction and feeding responses of Mediterranean fruit fly and a natural enemy to protein baits laced with two novel toxins, phloxine B and spinosad. *Entomologia Experimentalis et Applicata*, 102 (3):273-282.
- Vayssières, J. Carel, Y. Coubes, M. and Duyck, P.F. 2008. Development of immature stages and comparative demography of two cucurbit-attacking fruit flies in Reunion island: *Bactrocera cucurbitae* and *Dacus ciliatus* (Diptera Tephritidae). *Environmental Entomology*, 37:307-14.
- Viraktamath, C.A. Mallik, B. Chandrashekar, S.C. Ramakrishna, B.V. and Praveen, H.M. (2003). Insect pests and diseases on gherkins and their management. Technical Bulletin. University of Agricultural Sciences, Bangalore, India.