

# Bovine ~~T~~rypanosomiasis in the peri-urban zone of Bamako (Mali): ~~what is the~~ status report in the context of increasing livestock numbers?

## ABSTRACT

African ~~A~~animal ~~T~~rypanosomiasis (AAT) is a ~~H~~haemoparasitosis that considerably hampers socioeconomic development in sub-Saharan Africa. One way to counter this scourge is through vector control and chemoprevalence. **Objectifs:** This study aims to help breeders in the study zone control TAA. **Location and duration of the study:** A three-year longitudinal follow-up was conducted in seven municipalities (Mandé, Kati, Kalabancoro, Sanankoroba, Baguinééda, Tienfala) and the district of Bamako at march 2007 to December 2009. **Methodology:** Thirty to fifty heads of cattle were randomly selected in each municipality, and depending on herd size, 5 to 10 head of cattle were selected. For each run, all animals diagnosed with *Trypanosoma Spp* positivity were systematically treated. **Results:** A total of 312 cattle of different breeds were monitored and 7622 blood samples were examined using the Woo technique. A total of 1691 doses of trypanocidal products were administered. A total of 106 infections were recorded due to two *Trypanosoma Sp* species (*T. vivax*, 99% and *T. congolense*, 1%) ( $P < 0.05\%$ ). Prevalence was significantly variable not only by breed (78.25% for zebu and nil for N'Dama) but also by year (4.47%, 0.53% and 0.1% in 2007, 2008 and 2009 respectively ( $P < 0.05\%$ )). Variability was also observed according to locality. However, this did not vary according to the sex of animal ( $P = 0.07\%$ ). **Conclusion:** As a result, the incidence of the disease has decreased, and its prevalence has decreased considerably. However, the risk of disease transmission remains, as biological and mechanical vectors are omnipresent in the area. Seasonal animal movements are also a risk factor.

Comment [u1]: This sentence is not clear

**Keywords:** Trypanosomiasis, ~~C~~eattle, ~~V~~ectors, ~~P~~revalence, Mali.

## 1. INTRODUCTION

Trypanosomiasis is a parasitic disease of humans and animals transmitted by tsetse flies. Endemic primarily in domestic animals, this condition remains a major obstacle to livestock development in infested regions (Farougou *et al.*, 2012). According to Affognon *et al.* (2012), nearly 80% of the population lives in tsetse-infested areas and depends mostly on agriculture. In these countries, livestock farming contributes between 10% and 20% of the country's GDP. Trypanosomiasis, a debilitating and fatal disease, is one of the major constraints on the socio-economic development of populations, causing a drop in productivity and considerable economic losses (Bouyer *et al.*, 2006). The Koulikoro region and the Bamako district are 80% infested with tsetse fly (Traoré *et al.*, 2024). Every year, around 2.7 million cattle and 2.5 million people are exposed to the risk of the disease (Djitéye *et al.*, 1992). Faced with the constraints imposed by ~~A~~African ~~A~~animal ~~T~~rypanosomiasis (AAT) and its vectors on the promotion of agriculture and livestock farming in countries affected by the scourge, several national tsetse fly and trypanosome control

Comment [u2]:

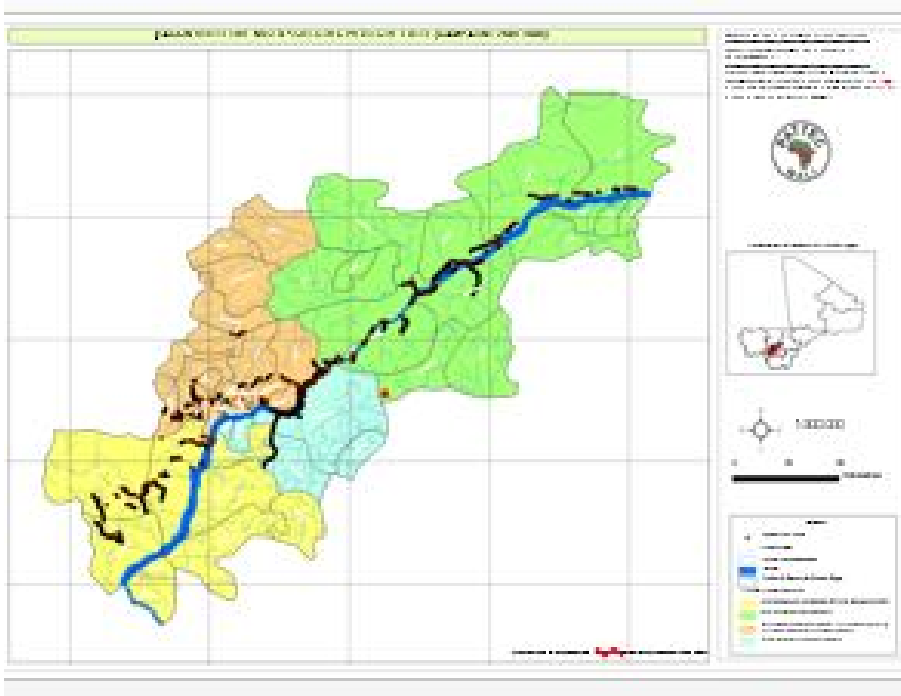
projects have been developed in Africa. While some of these projects have been successful (reducing tsetse fly density and trypanosome infection rates in livestock), unfortunately, they have not led to the eradication of tsetse fly and trypanosomiasis. They continue to represent a major health and economic challenge in sub-Saharan Africa. Animal trypanosomiasis can lead to a progressive deterioration in the affected individual's general condition. Domestic animals infected with the disease can act as reservoirs. The peri-urban area is the dairy belt and source of meat production for a population of approximately 4.228 million (INSTAT, 2024). Livestock farming is the second most important primary sector in the Niger River basin. Livestock numbers have risen steadily in recent decades. Livestock consisted mainly of poultry (17,253,244), sheep and goats (132,206), cattle (43,285), asians (872), and only 790 horses (DNPIA, 2022). Livestock production systems are traditionally extensive and characterized by exclusive or semi-intensive herding, especially in the peri-urban area of Bamako. Most of the herds were sedentary. Cattle breeds included Peulh zebu, Maure zebu, N'Dama, stabilized crossbreeds (Méré), and local/exotic crossbreeds (Montbéliard, Rouge des Steppes and Holstein). Among small ruminants, the Djalonké and related breeds are predominant (Traoré *et al.*, 2019). Intensive livestock farming is booming in this area. The introduction of improved breeds during this period significantly increased milk production and created small milk processing units. However, transhuman herds are present during the dry season. Endoparasites such as transboundary trypanosomes can considerably reduce herd productivity, exposing almost 50% of the population to food insecurity (Matteroniet *al.*, 2004). The asymptomatic nature of TAA can often result in reduced productivity and weakened animals, hence the interest of this study, which aimed to determine the prevalence of TAA in cattle in the peri-urban area of Bamako, to help breeders control TAA and improve animal productivity.

## 2. MATERIALS AND METHODS

### 2.1. Presentation of the Study Area

The study was conducted in Bamako and its suburbs from 2007 to 2009. The District of Bamako stretches 22 km from west to east and 12 km from north to south, covering an area of 277 km<sup>2</sup> (Figure 1). In 2009, the population was estimated at 1,810,366, with a density of 4,563.17 inhabitants/km<sup>2</sup> (ANMM, 2021). The city of Bamako is watered by the Niger River over a length of approximately 26 km and therefore enjoys a fairly humid tropical climate with a marked dry season and rainy season. The vegetation is savannah-Sudanese in the northeast (circles of Kati, Koulikoro, Dioïla and the District of Bamako), and sub-Sudanese or pre-Guinean in the northwest and southwest (municipalities of Bancoumana, Mandé, Siby). The Koulikoro Region is characterized by various plant formations, which vary from north to south depending on the soil and rainfall. They range from open forest (Sudano-Guinean zone) to gallery forests and shrub Savannah or steppe (Saharan zone). The most common plant species are :*Barassusaethipum*, *V. pardoxa*, *E. camadulensis*, *A. indica*, *Bombax costatum*, *M. indica*, and *P. biglbosa*. Forage potential is characterized by a grass carpet dominated by *Loudetia togoensis* on cuirassed soils, *Andropogon pseudopricus* on hydromorphic plains, and *Schoenefelddiagrabilis* on rocky soils (ANMM, 2021). Annual rainfall in the region can reach 990 mm (Traoré, 2024). In general, the relative humidity varies between 40% and 60%, with an average humidity of 81%, month (ANMM, 2021). The livestock are mainly cattle, sheep, and goats. These animals are a source of income for the local population and are used to pull cattle. There are very few Equidae (François *et al.*, 2002). Poultry farming is practiced in almost every village. The invertebrate fauna is rich in insects of medical, veterinary, and agricultural interest (Muscidae, Culicidae and Simuliidae.....) (François *et al.*, 2002). These environmental conditions provide a biotope conducive to the proliferation of tsetse flies, which are vectors of trypanosomiasis. Hence, this site, which is also an agrosilvo-pastoral zone. Dairy products, poultry, truck farm produce, and other products come from these sites, and many local livestock farmers are tempted by the idea of fattening small ruminants. The regular summer rainfall also allows the development of wooded savannahs, cereal, and industrial crops such as sorghum, corn, and

cotton.



**Figure 1:** Location of study area (source, PATTEC-Mali, 2007)

## 2.2. Methodology

This was a descriptive cross-sectional study with repeated passages. Blood samples were collected from seven municipalities (Mande, Kalabancoro, Sanankoroba, Kati, Tienfala, Baguinéda, Koulikoro) and the Bamako district. Five villages in each of these communes were randomly selected. For each run, blood samples were collected from around 12 animals in different herds, depending on the availability of the owners, for 312 cattle. The selected animals were treated with trypanocide (Diminazeneacetunate) at a dose of 3.5 mg/kg. During the investigations, all animals diagnosed as positive and those with hematocrit levels below 25% were also treated. Blood was drawn from the jugular vein and collected in Vacutainer tubes, each containing an anticoagulant. The selected animals were entered by noting the identification code, sex, age, breed, and date of the last trypanocidal treatment. The method of Murray (1977) was used to examine buffy coats after differential centrifugation in capillary tubes of trypanosomes.

**Comment [u3]:** Were is your ethical clearance

## 2.3. Cattle selection criteria

Cattle were selected at random, regardless of sex, age class, or breed, according to availability and the number of herds in the area. Verbal consent was obtained from each herd.

**Comment [u4]:** Show how you derived your sample size

## 2.4. Data analysis

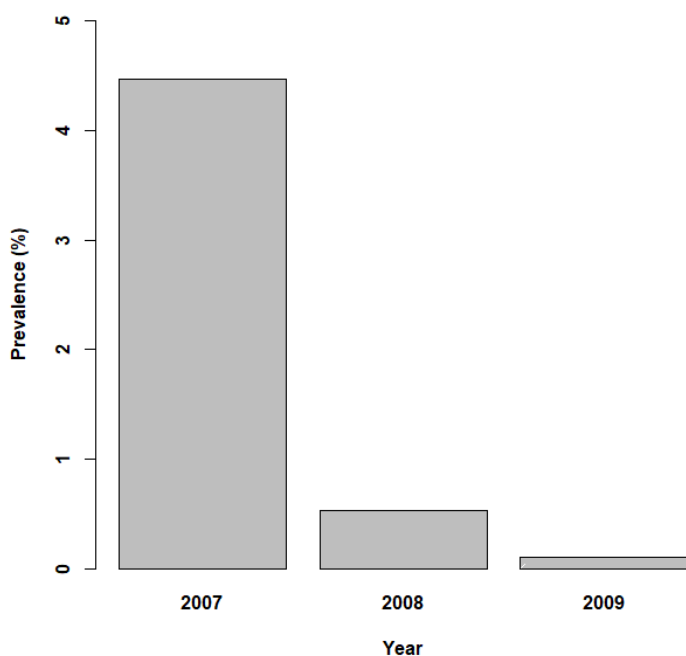
Data were entered into Excel version 2007. Statistical analyses were performed using R Cran software; Bartlett's Chi2 test was used to compare variances at the 5% threshold.

## 3. RESULTATS AND DISCUSSIONS

### 3.1. RESULTS

Parasitological analysis was carried out on a total of 7,622 samples from eight communes over three survey years, i.e., 2015, 2,646 and 2,961 cattle in 2007, 2008, and 2009, respectively (Figure 2).

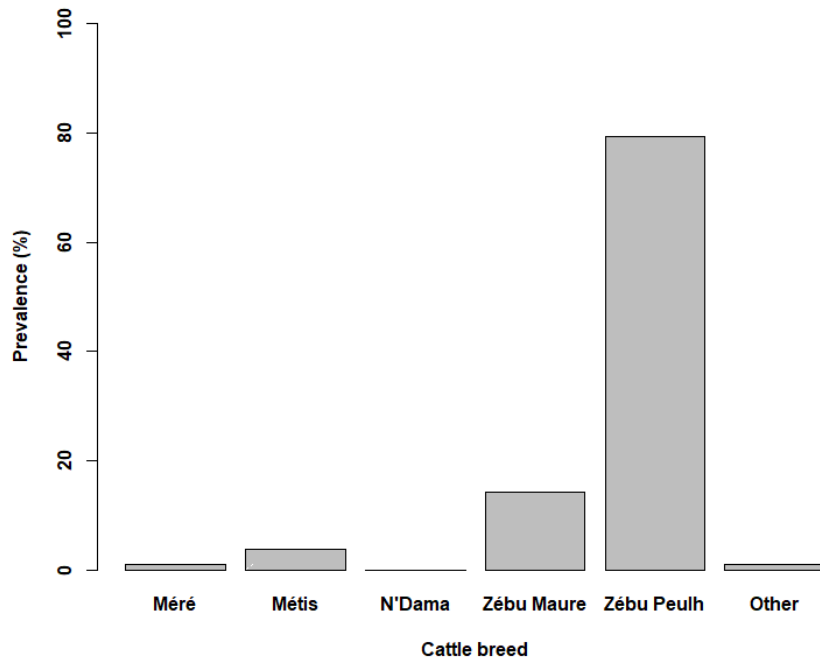
**Comment [u5]:** Describe this method of diagnosis properly in the methodology section.



**Figure 2:** Change in prevalence during the study period.

The highest infection rate was achieved in 2007, and the lowest was achieved in 2009. In 2008, prevalence was less than 1%.

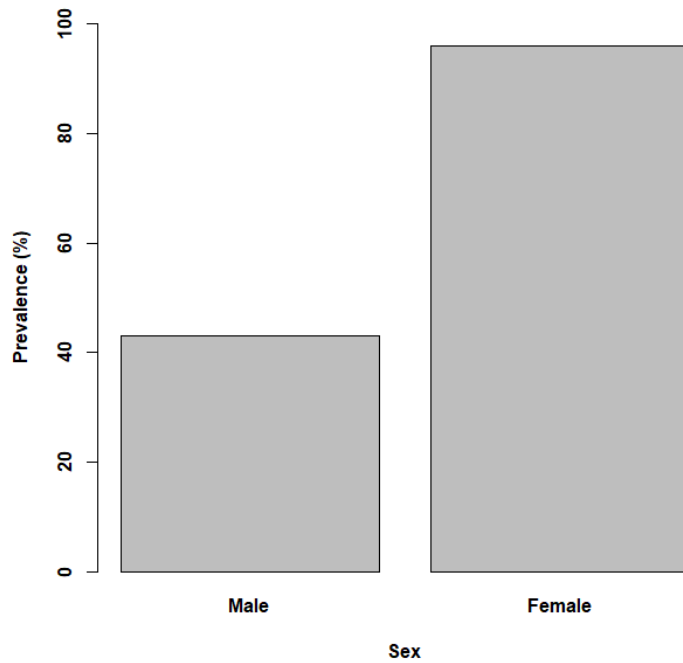
A statistically significant variation in prevalence was observed in the study population according to cattle breed (Figure 3).



**Figure 3:** Prevalence varies by cattle breed

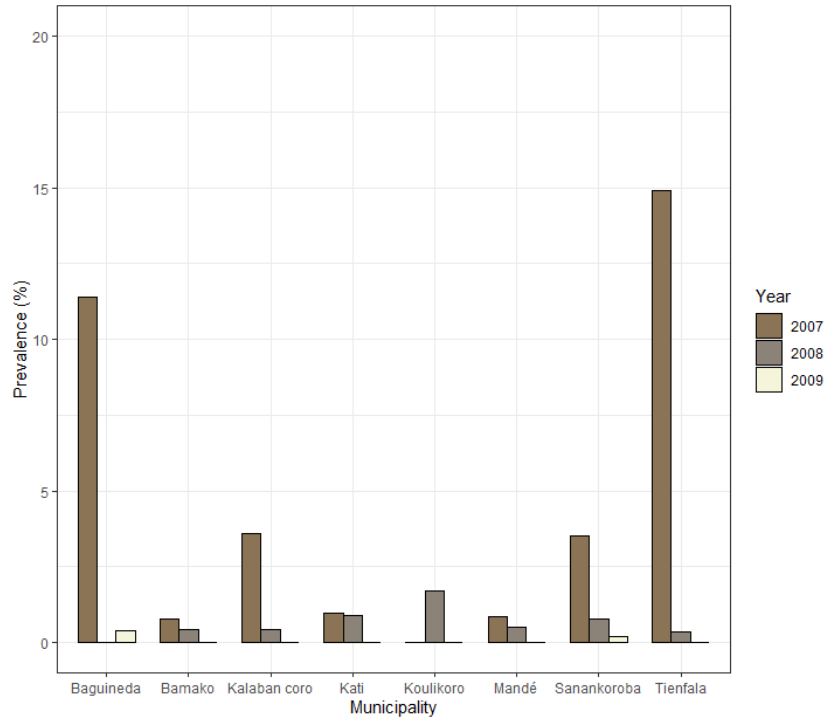
More than 12 breeds were recorded, with a predominance of the Peulh zebu breed (33.5%), mixed breeds (32.3%), and Mérés (30.6%). The N'Dama breed was a minority (0.5%). A few isolated breeds, such as Azawak, Goudale, Bodouro, Holsten, and Batorodji, accounted for only 0.5%. The breeds most affected were Peulh Zebu (79.25%), Moorish Zebu (14.15%), and mixed breeds (3.14%). For mixed breeds and improved breeds, the values were 3.14% and 1.89%, respectively. The prevalence rate of N'Dama is zero.

The cattle in our study sample were predominantly female (70.6%), with a sex ratio of 2.62 (Figure 4).



**Figure 4:** Variation in prevalence according to sex.

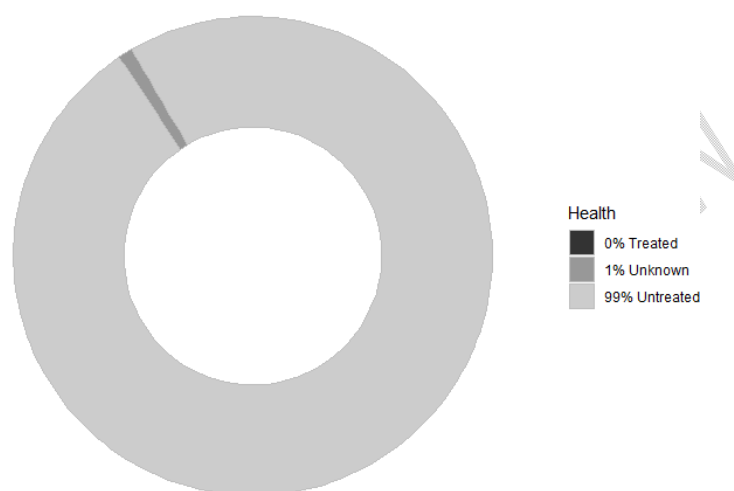
The prevalence rate was 43% in men and 96% in female. The prevalence rate varies greatly from one commune to another and also according to year (Figure 5).



**Figure 5:** Variation in prevalence by municipality

It is highest in the villages of Tienfala and Baguineda. The herds in these two municipalities were the most affected by the disease, accounting for almost 15% and 11.49% in 2007, while Koulikoro (1.72%) and Kati (0.9%) recorded the highest prevalence rates in 2008. The prevalence of *T. congolense* was almost nil in all the municipalities in 2009, with the exception of Baguineda (0.38%) and Sanankoroba (0.19%). 99% of the cases detected were due to *Trypanosoma vivax* (102/106) compared with only 1% (04/106) for *T. congolense*.

The variation in prevalence according to the animal's health status is shown in figure 6.



**Figure 6:** Variation in prevalence according to animal health status.

The prevalence about the animals treated by trypanocide is highest among untreated heads (99%), very low among heads whose status is unknown, and nil among heads that have received a dose of trypanocide.

### 3.2. DISCUSSION

Careful monitoring can help reduce disease incidence. Lowering pressure in an area can reduce the intensity of disease transmission by biological vectors (Traoré *et al.*, 2019). The reduction in the number of infestation cases recorded during the study period could be explained by the systematic investigation and treatment of all animals detected positive and those suspected of being infected, in order to interrupt the chain of transmission in the area between 2007 and 2009. These results corroborate those of Traoré *et al.* (2019) and Diall *et al.* (1987) on the Madina Diassa ranch. In 2005, a project to control tsetse flies and trypanosomosis in Mali (PLMT) was able to control the TAA epidemic in the Tienfala-Baguinéda agropastoral zone by reducing the average prevalence from 17.6% to 1.1%, then 1.48% and 1.22% for three consecutive years (UCLT, 2005). The average prevalence rate was 1.4%. Despite this high number of females, the prevalence of male and female sex was not significant ( $P > 0.05\%$ ). These results are contrary to those obtained by Tanenbe *et al.* (2010) in Cameroon, who reported a prevalence of 46.1% in males and 35.6% in females.

Comment [u6]: Not included in the reference list

Comment [u7]: Not included in the reference list



Farougou et al. (2012) identified two *Trypanosoma* spp species (*T. vivax* and *T. congolense*); however, they found that 33.3% of infections were due to *T. vivax* and 44.5% to *T. congolense*, in contrast to our study where 99% of cases were caused by *T. vivax* versus 1% for *T. congolense* ( $P < 0.05\%$ ). Tanenba et al. (2010) found that *T. congolense* predominated in their study area and attributed this increase to the probable proximity of animals and their vectors, tsetse flies (Tanenbeet *al.*, 2010). The predominance of this species over *T. congolense* in this study is explained by the presence of *Glossina palpalis gambiensis*, the only species identified for over 10 years in the municipalities of Mandé, Tienfala, Baguinéda, and even Kati, and the main biological vector of *T. vivax* (Traoré *et al.*, 2024). No cases of co-infection were recorded. In 1986, in Madina Diassa (Diallet *al.*, 1986), identified three species (*T. vivax*, *T. congolense* and *T. brucei*) with a predominance of *T. congolense*. Boka et al. (2019) identified only one species (*T. vivax*) with a prevalence of approximately 6%. There was a highly significant variability in prevalence between breeds ( $P = 0.00$ ). The percentage was high for the zebus (79.25%) and null for the N'Dama breed. Aka et al., (2022) also showed the tolerance of certain breeds to trypanosomes, such as the Lagunaire breed in Côte d'Ivoire, compared with the N'Dama breed. In southern Mali, Dial et al. (1986) showed that the N'Dama breed is more resistant to trypanosomiasis infections. Significant variability was recorded between different localities ( $P = 0.00$ ). In 2007, it ranged from 0% (Koulikoro) to 14.89% (Tienfala), while in 2009, it was 0.38% in Baguinéda, 0.19% in Sanankoroba, and nil in the other municipalities ( $P < 0.05\%$ ). This variability in prevalence has also been shown by Bengaly et al. (1998) in the provinces of Boulagouriba, Kéné Dougou, and Mouhoun in Burkina Faso (Bengaly *et al.*, 2001), as well as by Tanenbe et al. (2010). The Bamako district is at the center of the abovementioned municipalities and is a focal point for trade. In the area, most livestock breeders fatten their animals and, in most cases, sell their calves, while others use them for dairy production. Controlling certain diseases can help improve livestock production. Animal production capacity can be influenced by several factors (Diaf, 2008), including zoonoses. As livestock farming is the main economic activity in the peri-urban area of Bamako, infection of animals with haemoparasites, such as trypanosomes, can affect the quantity and quality of animal productivity. Houndje et al., (2024) reported that knowledge of dominant parasitic pathologies can help estimate the costs of agropastoral products and that assessing the prevalence of these parasitic pathologies is vital for the agropastoral sector (Houndje et al., 2024). This low prevalence does not negate the risk of disease transmission. Although tsetse densities have been low in recent years, the very remarkable roaming of animals, as well as transhumance, are factors that favor close contact between hosts and vectors and consequently increase the risk of transmission. Houndje et al., (2024) reported that even if the prevalence of trypanosomiasis is declining, interbreeding and/or roaming of animals can increase the risk of transmission. Diaf (2008) showed that despite booming animal productivity in southern countries, supply is not keeping pace with demand because of demographic growth (Diaf, 2008). Controlling endoparasitic diseases could guarantee better animal production and contribute to improving food safety.

Comment [u8]: italicized

Comment [u9]: Not in the reference list

#### 4. CONCLUSION

The aim of this study was to determine the prevalence of TAA in cattle in the peri-urban zone of Bamako to help breeders control TAA and improve animal productivity. Trypanosomiasis control campaigns in and around Bamako have reduced trypanosome infection rates in cattle. However, transhumance and the presence of tsetse flies (biological vectors of TAA) and other insects (mechanical vectors) in the study area are risk factors for disease resurgence.

#### Conflicts of interest

There are no conflicts of interest to declare concerning this document.

## REFERENCES

1. Farougou S, Allou SD, Sankamaho I, Codjia V. (2012). Prevalence of Trypanosome Infections in Cattle and Sheep in the Benin's West Atacora Agro-ecological zone. *TROPICULTURA*, 30, 3, 141- 1146
2. Affognon H, Mutungi C, Sanginga P, Borgemeister (2015). Unpacking Postharvest Losses in Sub-Saharan Africa: A Meta-Analysis. *World Development*. ;66:49-68.
3. Bouyer J, Guerrini L, Desquesnes M, De La Rocque S, Cuisance D (2006). Mapping African Animal Trypanosomosis risk from the sky. *Vet Res.* t;37(5):633-45.
4. Traoré A, Koné OI, Ly B, Kéita YF, Bass B, Diawara MO, et al (2024). Spatial Distribution and Ecological Determinants of Tsetse Flies in Trypanosomiasis-endemic Regions of Mali. *J Appl Life Sci Int.* 27(6):99-107.
5. Djiteye A, Moloo SK, Bi KF, Coulibaly E, Diarra M, Ouattara I, et al. Control trial against *Glossina palpalis gambiensis* (Vanderplank, 1949) using traps and screens impregnated with deltamethrin in the Sudanian zone of Mali. *Revue d'élevage et de médecine vétérinaire des pays tropicaux.* 1998;51(1):37-45.
6. INSTAT (2011) Report by the DNP (National Development Planning Directorate) of Mali
7. IER (2009). Report of the Socio-economic study in the area of the multinational project 'creation of areas sustainably free from tsetse flies and trypanosomosis in East and West Africa, Mali : pp 96.
8. Astan T., Alpha SY, Boubacar B, Boucader D, Tiefolo K. (2019). Effect of deltamethrin and diminazene acetonate treatments on tsetse flies and cattle as a prelude to a tsetse fly eradication campaign in the niger river basin, Mali . *Am. J. innov. res. appl. sci.*; 9(4): 320-327.
9. Mattioli E, Pittet B, Palliani R, RÖhl HJ, Schmid-RÖhl A, Morettini E (2004). Phytoplankton evidence for the timing and correlation of palaeoceanographical changes during the early Toarcian oceanic anoxic event (Early Jurassic). *JGS.* 161(4):685-93.
10. ANMM (2010). Climate and year-round weather averages for the regions of Mali.
11. Michel JF, Tyc J., Messad S.(2002). National census of transhumant and nomadic livestock in Mali. Montpellier : CIRAD-EMVT, 2 vol. (103, 228 p.)5.
12. Murray M, Murray PK, McIntyre WIM (1977). An improved parasitological technique for the diagnosis of African trypanosomiasis. *Transactions of The Royal Society of Tropical Medicine and Hygiene.* 71(4):325-6.
13. Astan T, Boubacar B., Alpha SY, Youssouf FK, Solomani B., Bintou L., and Bernard A.S. (2019) «The influence of the vegetation index on the apparent density of tsetse in the communes of Mandé and Kita, Mali». *International Journal of Innovation and Scientific Research*, vol. 66, n° 2, pp. 279-288
14. UCLT. (2005). Integrated control of animal trypanosomosis through the creation of a tsetse fly free zone. Mali/Burkina Faso/IAEA tripartite project, summary of the results of tsetse fly control campaigns from 2003 to 2005.
15. Tanenbe, C., Gambo, H., Musongong, A.G., Boris, O. and Achukwi, M.D. (2010) Prevalence of bovine trypanosomosis in the departments of Faro and Déo, and Vina in Cameroon: Assessment of twenty years of tsetse fly control. *Revue d'élevage et de médecine Vétérinaire des Pays Tropicaux*, 63, 53-55.
16. Diall, O., Bocoum, Z., Sanogo, Y., & Yattara, Z. (1986). Incidence of bovine trypanosomosis on the Madina-Diassa ranch (Mali). Curative treatment of sick animals. *Revue d'élevage Et De médecine vétérinaire Des Pays Tropicaux*, 39(3-4), 301–305.
17. Boka, O. M., Boka, E. E. J., Yapi, G. Y., Traoré, S. I., & Kouamé, K. E. (2019). Epidemiology of African animal trypanosomosis in cattle in the Korhogo department (Ivory Coast). *Revue d'élevage Et De médecine vétérinaire Des Pays Tropicaux*, 72(2), 83–89.
18. Aka s, Soro B, Kanh M, Kpandji I, Koffi M, Sokouri D. Dwarf short-horned bulls in the West African cattle herd: the case of the Lagunaire and Muturu breeds. *Revue Marocaine des Sciences Agronomiques et Vétérinaires* • p-ISSN. 2028; 991X.
19. Bengaly, Z., Ganaba, R., Sidibé, I., & Desquesnes, M. (2001). Animal trypanosomiasis in cattle in the South Sudan zone of Burkina Faso. Results of a serological survey. *Revue d'élevage Et De médecine vétérinaire Des Pays Tropicaux* , 54(3-4), 221–224.
20. Diaf Hocine. (2008). Effects of external factors on the reproductive performance of local cattle in intertropical Africa. Master 2 thesis (Bibliographic synthesis): Biologie géoscience agroressources et environnement. Montpellier: UM2. 34 p
21. Houndje E, Gnammi G, Yessinou E, Cyrille B, Ahounou S, Farougou S (2024). Estimation of the economic impact of main cattle diseases in herds in the commune of Matéri, Benin. *Moroccan Journal of Agronomic and Veterinary Sciences.*;12(4):223 6.

**Comment [u10]:** Write the names of the journal in full and italicized.