

Original Research Article

Seasonal incidence of aphid(*Aphis craccivora* Koch) on pea crop and it's correlation with different abiotic factors under field condition

ABSTRACT

The present investigation was carried out in randomized block design (RBD) during *Rabi* 2022-23 and 2023-24 at research farm, College of Agriculture, Gwalior (M.P.). During *Rabi* 2022-23, the aphid population ranged from 3.80 to 32.10 aphids/10 cm apical twig/plant. Whereas during *Rabi* 2023-24, the aphid population ranged from 2.90 to 28.70 aphids/10 cm apical twig/plant. The occurrence of aphids was first observed during the 52nd SMW for both years. The population of this pest began to increase and reached its peak during the 6th SMW. However, minimum population was recorded during the 10th SMW in both the years. During *Rabi* 2022-23, the incidence of aphids was significantly and positively correlated with the maximum and minimum temperature, whereas, a significant and negative correlation was found between evening relative humidity and the aphid population. While, morning relative humidity and rainfall showed a non-significant negative correlation with aphids. During *Rabi* 2023-24, the incidence of aphids was significantly and positively correlated with the maximum temperature, but the minimum temperature showed a positive non-significant correlation with aphids. Whereas, morning relative humidity was found significant and negatively correlated with population of aphids. However, evening relative humidity and rainfall showed a non-significant negative correlation with the aphid population.

Keywords: aphid, *Aphis craccivora* Koch, seasonal incidence, correlation, meteorological, pea.

1. INTRODUCTION

Pea (*Pisum sativum* L.) is important herbaceous annual crop in Fabaceae family which is majorly grown in temperate climates, and it is categorized into field pea and garden pea (Mohan *et al.*, 2013)^[1]. Pea has adapted to a wide range of climates and altitudes. It is commonly recognized as consisting of spring, mediterranean, and winter types (Stoddard *et al.*, 2010)^[2]. Tender seeds are also used in soups. In some countries, such as China, young shoots of pea seedlings are also cooked by several methods for popular consumption (Bhat and Karim, 2009)^[3]. It is highly nutritive containing high proportion of digestible proteins, carbohydrates, minerals and vitamins. One hundred gram of dried edible portion of pea seed contains 62.1 gm carbohydrates, 22.5 gm protein, 1.8 gm fat, 64 mg calcium, 4.8 mg iron, 0.15 mg riboflavin, 0.72 mg thiamine and 2.4mg niacin (Gueguen and Barbot, 1988)^[4]. In India, it is grown in an area of 0.42 million ha with the production of 4.01 million metric ton and productivity is 9.5 t/ha. Pea is cultivated on a large scale in the states like Uttar Pradesh, Madhya Pradesh and Jharkhand. It is also grown in Himachal Pradesh, Punjab, West Bengal, Haryana, Bihar, Uttarakhand, Jammu and Kashmir, Odisha, parts of Rajasthan and Maharashtra. In the south it is grown in Karnataka and in the hilly regions like Ooty and Kodaikanal (Singhet *et al.*, 2023)^[5]. *Aphis craccivora* (Koch), belong to the family Aphididae of order Hemiptera and suborder Homoptera and it is widely distributed species of insect prevalent throughout India. It is one of the most dangerous pests of legumes such as faba bean, cowpea and pea, it primarily infests the crop at seedling stage, but as the plant mature it frequently invades the flowers and pods, feeds by sucking out of the stem, terminal shoots, petioles, flowers and pods, resulting in heavy yield loss. Besides this, it also acts as a vector of several viral diseases (David and Kumaraswami, 1982)^[6]. Biotic factors are the insect-pests infesting the pea crop at different stages from seedling to maturity. Twenty-four insect species are reported to attack all parts of the plant at different stages (Bijur

and Verma, 1995 and Ibrahim *et al.*, 2020)^{[7][8]}. Among the insect pest, aphid, pea stem fly, pea leaf miner, pea pod borer, gram pod borer and thrips often cause substantial loss to the crop (Singh and Singh, 2017)^[9]. Hence, the present research was aimed to **Seasonal incidence of aphid (*Aphis craccivora*Koch) on pea crop and it's correlation with different abiotic factors under field condition.**

2. MATERIALS AND METHODS

A research experiment was conducted at the research farm, College of Agriculture, RVSKVV, Gwalior (M.P.) during two consecutive years *i.e.*, *Rabi* 2022-23 and 2023-24. To conduct comprehensive research on the major insect pests affecting pea crops in the Gird region of Madhya Pradesh, a detailed investigation was carried out. In the experiment, variety "Arkel" was sowed on 25th November 2022 and 23rd November 2023 during both the consecutive years respectively, maintaining 30 cm row to row and 10 cm plant to plant distance. The size of the plot was maintained as 6.0 m x 6.0 m. After sowing, light irrigation was done for good germination of seeds. Fertilizers were applied at the rate of 20 kg N, 60 kg P and 40 kg K per hectare. The population of aphids was counted visually on top 10 cm apical twig of ten randomly selected plants at weekly interval starting with vegetative stage of the crop till maturity. The simple correlation and regression analysis was carried out between aphid population and environmental factors, *viz.*, maximum and minimum temperature(°C), morning & evening relative humidity (%) and rainfall (mm).

3. RESULTS AND DISCUSSION

The population of *Aphis craccivora* and its correlation and regression with weather parameters during *Rabi* 2022-23 are presented in Table 1 & 2 and Fig1-4. During *Rabi* 2023-24, the aphid population and its correlation and regression with weather parameters are presented in Table 3 & 4 and Fig5-7.

During *Rabi* 2022-23 and 2023-24, the incidence of aphid population commenced from four WAS *i.e.*, 52nd SMW with 3.80 aphids/10 cm apical twig and 2.90 aphids/10 cm apical twig. Present findings are in conformity with the findings of Ramesh *et al.* (2019)^[10] and Chouhan *et al.* (2023)^[11] who reported that incidence of aphid started at 52nd SMW. The current findings are also consistent with Omar (2022)^[12] who also noted the incidence of aphid was first occurred in December at vegetative stage of the crop.

During *Rabi* 2022-23, the mean population indicated that the activity of this pest increased steadily and reached peak level of 32.10 aphids/10 cm apical twig in 6th SMW, when the maximum and minimum temperature were 28.6°C and 9.6°C, respectively, with 84.5 per cent morning and 37.2 per cent evening relative humidity and 0.00 mm of rainfall. During *Rabi* 2023-24, the population of *Aphis craccivora* reached its peak level in 6th SMW, when the maximum and minimum temperature were 23°C and 7.2°C, respectively, with 88.7 per cent morning and 67.6 per cent evening relative humidity and 6.20 mm of rainfall. Ultimately, the aphid population reached its peak level coinciding with 6th SMW in both the years. Present findings are in fully agreement with those of Keval *et al.* (2020)^[13] and Nayak (2014)^[14] who also noted that aphid population increased rapidly with the growth of the crop and peaked in 6th SMW. Afterward, aphid population gradually declined, which was in line with the reports of Jakkaray (2020)^[15] and Soratur (2017)^[16] who also observed aphids population followed a declining trend during later stages of the crop growth.

Table 1: Seasonal incidence of aphid (*Aphis craccivora*) population on pea during *Rabi* 2022-23

| SMW | Nymphs & adults of aphids/10 cm apical twig/plant | Temperature (°C) | | Relative Humidity (%) | | Rainfall (mm) |
|-----|---|------------------|---------|-----------------------|---------|---------------|
| | | Maximum | Minimum | Morning | Evening | |
| 51 | 0.00 | 25.2 | 6.4 | 89.1 | 54.7 | 0 |
| 52 | 3.80 | 23.7 | 6 | 80.1 | 60.3 | 0 |
| 1 | 4.20 | 17.9 | 3.5 | 95.7 | 73.4 | 0 |
| 2 | 9.30 | 24.1 | 6.7 | 93.7 | 53.8 | 0 |

| | | | | | | |
|----|-------|------|------|------|------|----|
| 3 | 11.40 | 20.2 | 2.8 | 86.2 | 56.4 | 0 |
| 4 | 14.10 | 20.2 | 9.8 | 91.5 | 63.7 | 13 |
| 5 | 20.00 | 21.9 | 7.8 | 89.8 | 46.5 | 2 |
| 6 | 32.10 | 28.6 | 9.6 | 84.5 | 37.2 | 0 |
| 7 | 25.20 | 27.4 | 10.3 | 83 | 52.1 | 0 |
| 8 | 24.90 | 31.7 | 12.6 | 87 | 41.8 | 0 |
| 9 | 21.80 | 32.7 | 13.2 | 85.2 | 43.1 | 0 |
| 10 | 15.90 | 30.9 | 13.9 | 84.5 | 48.1 | 0 |

*SMW = Standard Meteorological Week

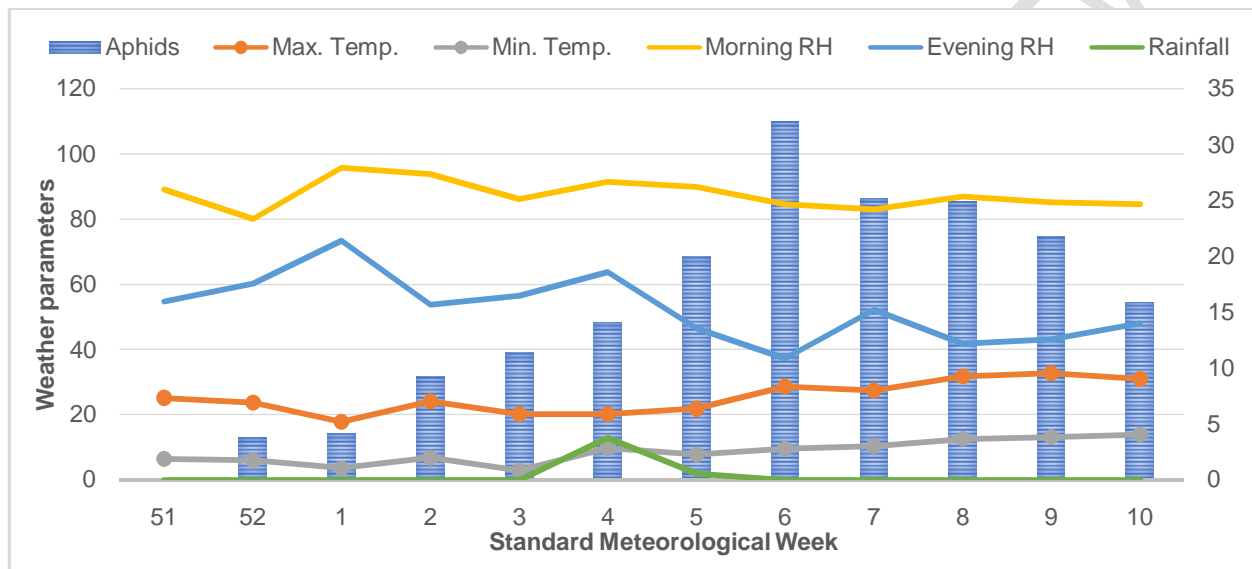


Fig 1: Interaction of weather parameters with aphid population during Rabi 2022-23

Table 2: Correlation and regression of prevalent weather parameters on aphid population during Rabi 2022-23

| Weather parameters | Correlation coefficient | Regression equation |
|--------------------------|-------------------------|-------------------------|
| Maximum Temperature (°C) | 0.58* | $y = 1.1656x - 14.353$ |
| Minimum Temperature (°C) | 0.64* | $y = 1.7395x + 0.3522$ |
| Morning RH (%) | -0.35 ^{NS} | - |
| Evening RH (%) | -0.76* | $y = -0.7452x + 54.414$ |
| Rainfall (mm) | -0.01 ^{NS} | - |

*Significant at 5% level of significance; NS= non-significant

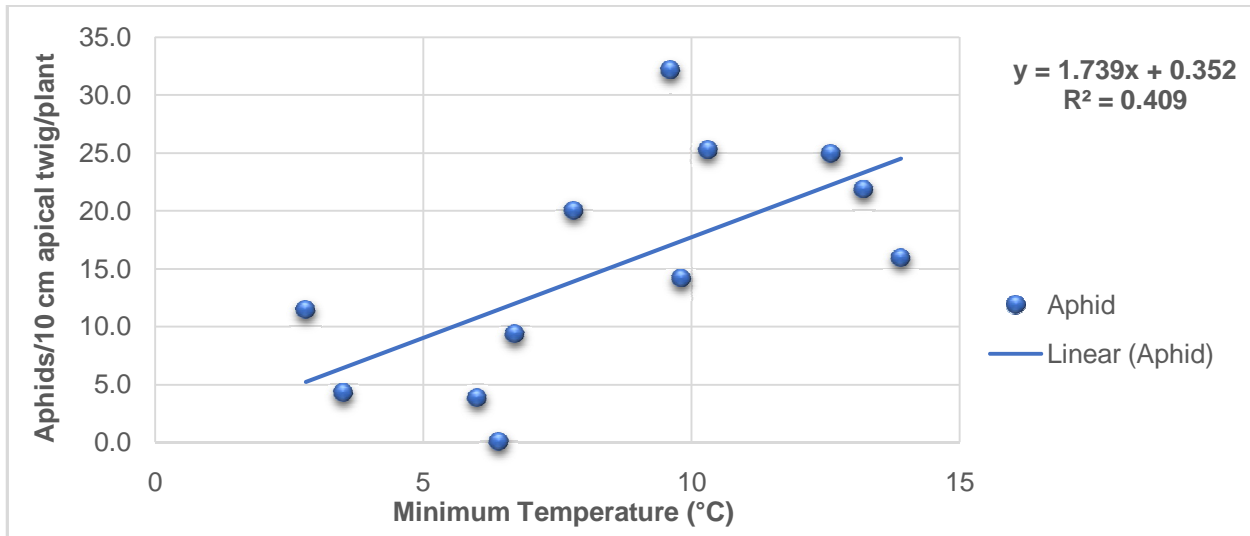


Fig 2: Regression between minimum temperature (°C) and aphid population during Rabi 2022-23

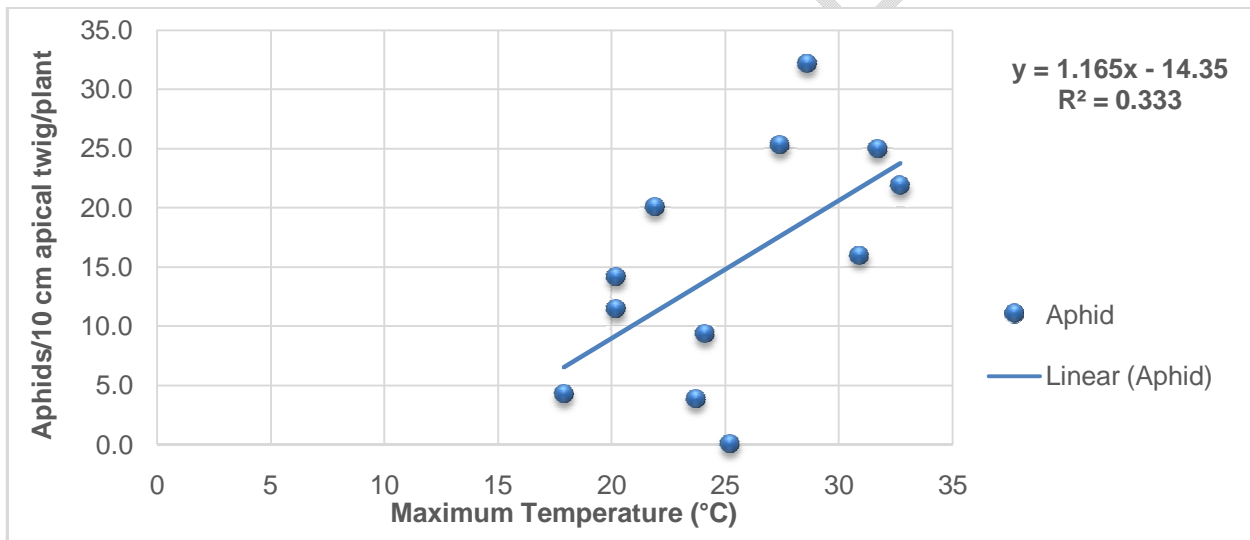


Fig 3: Regression between maximum temperature (°C) and aphid population during Rabi 2022-23

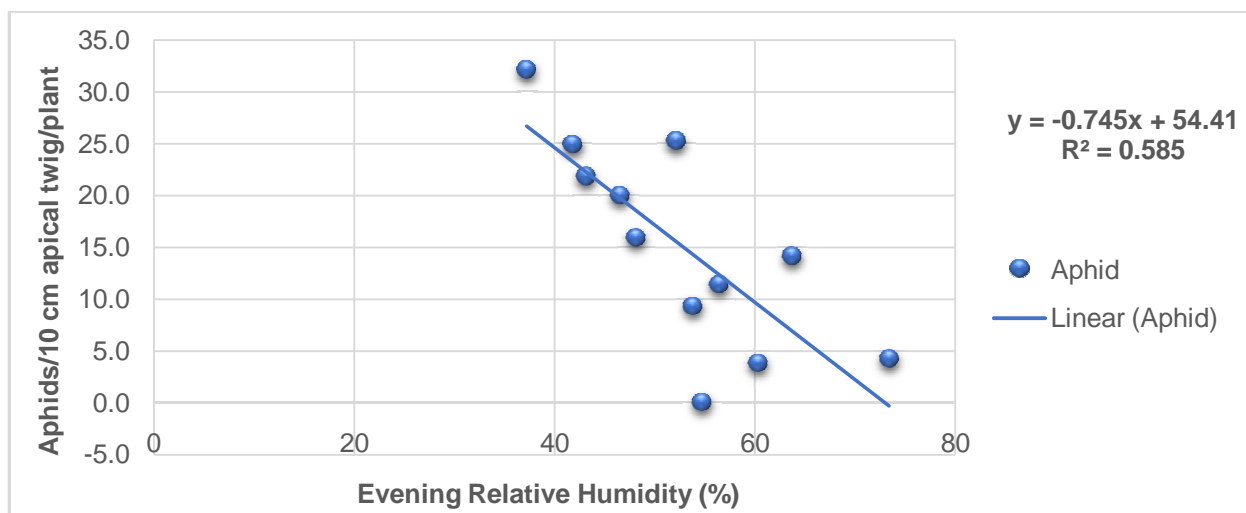


Fig 4: Regression between evening relative humidity and aphid population during *Rabi* 2022-23

During *Rabi* 2022-23 and 2023-24, result of correlation studies revealed that aphid population was influenced with significantly positive correlation by the maximum temperature. The scientific evidences supporting the current findings are also supported by Baladhiya (2018)^[17], Ramesh *et al.* (2019)^[10] and Jakkaray (2020)^[15] who also reported that the incidence of aphids was found significant and positively correlated with maximum temperature.

Whereas during 2022-23, minimum temperature was found to have significantly positive influence on the aphid population. These findings of the present investigation are in conformity with earlier findings by Keval *et al.* (2020)^[13], Omar (2022)^[12] and Ramesh *et al.* (2019)^[10] who reported that the minimum temperature found significantly positive effect on aphid population. While during 2023-24, minimum temperature exhibited positive non-significant correlation with the influence of aphid population. Similar results were also reported by Kale (2009)^[18], Choudhary (2017)^[19], Soratur (2017)^[16], Boradet *al.* (2020)^[20], Mishra *et al.* (2023)^[21] and Singh *et al.* (2024)^[22] as according to them, aphid population was non-significant and positively correlated with minimum temperature.

Table 3: Seasonal incidence of aphid (*Aphis craccivora*) population on peaduring *Rabi* 2023-24

| SMW | Nymphs & adults of aphids/10 cm apical twig/plant | Temperature (°C) | | Relative Humidity (%) | | Rainfall (mm) |
|-----|---|------------------|---------|-----------------------|---------|---------------|
| | | Maximum | Minimum | Morning | Evening | |
| 51 | 0.00 | 24.6 | 6.2 | 94.5 | 63.8 | 0 |
| 52 | 2.90 | 22.3 | 7 | 95.3 | 75.7 | 0 |
| 1 | 3.00 | 15.6 | 8.7 | 94.4 | 67.1 | 0 |
| 2 | 5.40 | 21 | 5.7 | 93.1 | 61.6 | 36 |
| 3 | 8.20 | 17.2 | 5.3 | 94.9 | 66.6 | 0 |
| 4 | 13.10 | 20.6 | 5.3 | 87.9 | 63.1 | 0 |
| 5 | 19.90 | 25.7 | 9.6 | 89 | 60 | 0 |
| 6 | 28.70 | 23 | 7.2 | 88.7 | 67.6 | 6.2 |
| 7 | 24.60 | 26.7 | 7.2 | 91.6 | 57.1 | 0 |
| 8 | 22.90 | 29.4 | 10.2 | 83 | 56.3 | 0 |
| 9 | 18.70 | 27.2 | 10.7 | 85.4 | 63.3 | 20.6 |
| 10 | 15.60 | 28 | 8.1 | 79.9 | 48.6 | 0 |

*SMW = Standard Meteorological Week

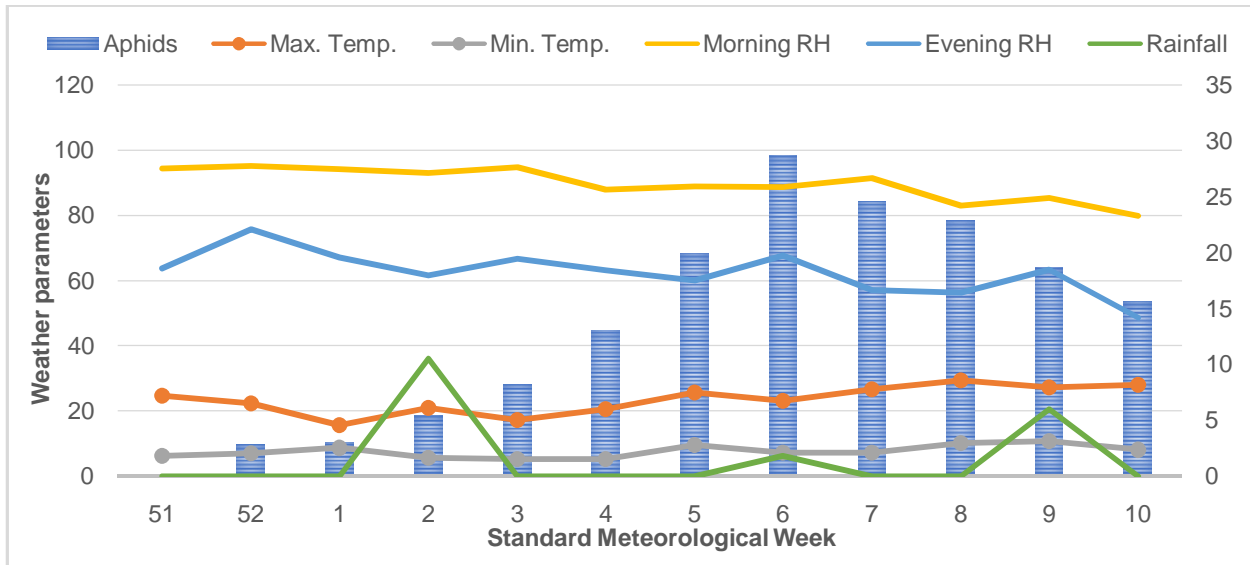


Fig 5: Interaction of weather parameters with aphid population during *Rabi 2023-24*

Table 4: Correlation and regression of prevalent weather parameters on aphid population during *Rabi 2023-24*

| Weather parameters | Correlation coefficient | Regression equation |
|--------------------------|-------------------------|-------------------------|
| Maximum Temperature (°C) | 0.58* | $y = 1.2869x - 16.585$ |
| Minimum Temperature (°C) | 0.43 ^{NS} | - |
| Morning RH (%) | -0.62* | $y = -1.1761x + 119.21$ |
| Evening RH (%) | -0.42 ^{NS} | - |
| Rainfall (mm) | -0.08 ^{NS} | - |

*Significant at 5% level of significance; NS= non-significant

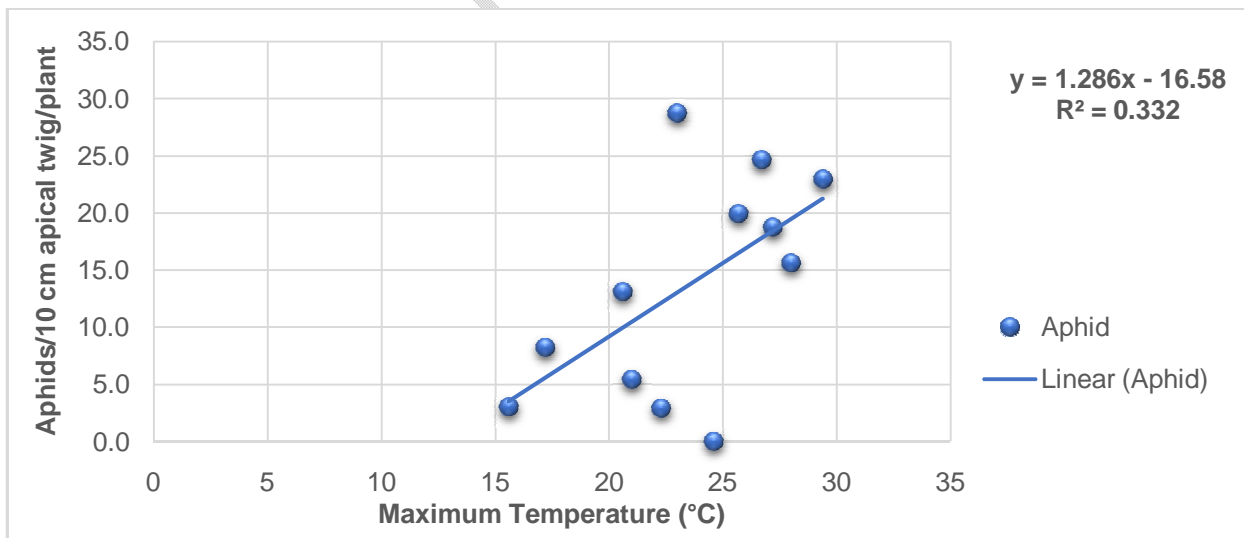


Fig 6: Regression between maximum temperature (°C) and aphid population during *Rabi 2023-24*

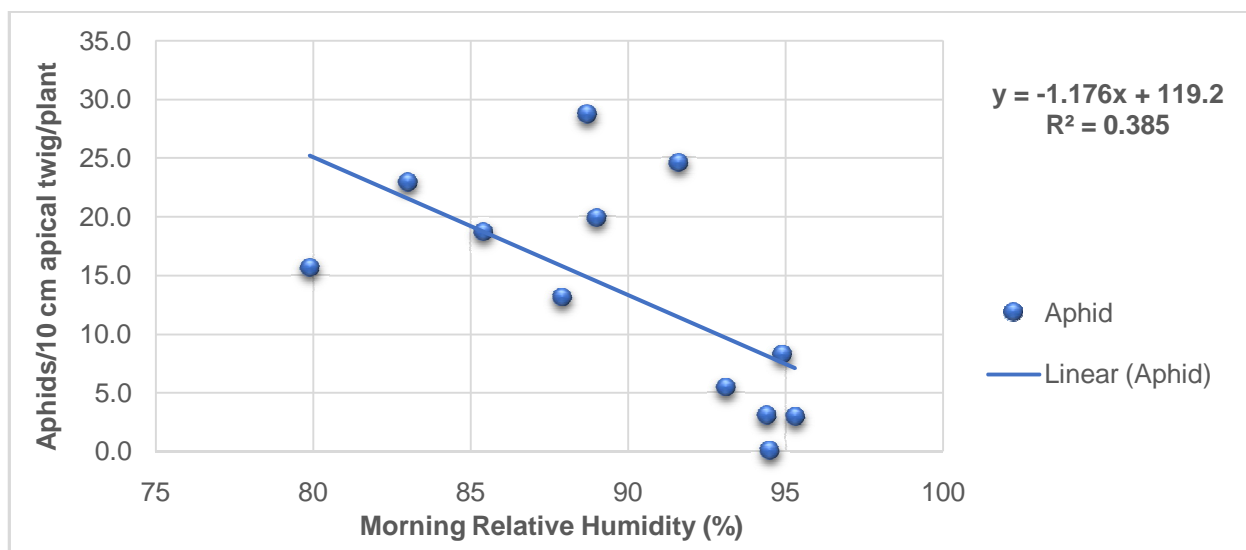


Fig 7: Regression between morning relative humidity and aphid population during Rabi 2023-24

In present investigation during Rabi 2022-23, morning RH exhibited negative and non-significant correlation with the influence of aphid population. The present findings are the full conformity with the findings of Kale (2009)^[18], Sahoo (2014)^[23], Borad *et al.* (2020)^[20], Jakkaray (2020)^[15], Chauhan *et al.* (2023)^[24], Howal *et al.* (2024)^[25] and Patnaik *et al.* (2024)^[26]. However, during Rabi 2023-24, result of correlation studies revealed that aphid population was showed negative and significant correlation with morning RH. Similar findings have been reported by Bashir (2020)^[27] and Kallappa (2012)^[28] who also observed that negative and significant correlation with aphids.

The result of correlation studies revealed that aphid population was showed negative and significant correlation with evening RH in Rabi 2022-23. The results of the current study closely match with those of Chakraborty (2006)^[29] and Kallappa (2012)^[28] who observed significant and negative correlation with aphid population. Further, evening RH showed negative and non-significant correlation in 2023-24, which is close conformity with the findings of Sahoo (2014)^[23], Nayak (2014)^[14], Baladhiya (2018)^[17], Boradet *et al.* (2020)^[20], Jakkaray (2020)^[15], Ahlawat *et al.* (2022)^[30], Chauhan *et al.* (2023)^[24], and Pandit (2023)^[31], Ramesh *et al.* (2019)^[10], Howal *et al.* (2024)^[25] and Patnaik *et al.* (2024)^[26].

Also, a rainfall exhibited non-significant and negative correlation with aphid population in both the years. The findings of present study are corroborated with that of Sahoo (2014)^[23], Nayak (2014)^[14], Kumar and Yadav (2018)^[32], Choudhary (2017)^[19], Baladhiya (2018)^[17], Boradet *et al.* (2020)^[20], Ahlawat *et al.* (2022)^[30] and Singh *et al.* (2024)^[22], who also revealed that the rainfall found non-significant negative correlation with aphids.

4. CONCLUSION

The result concluded that *Aphis craccivora* was first observed during the 52nd Standard Meteorological Week (SMW) in Rabi 2022-23 and 2023-24. The population increased gradually from the 52nd to the 6th SMW, reaching its peak during the 6th SMW. The population declined and disappeared after the 10th SMW in both seasons of Rabi 2022-23 and 2023-24. The correlation study between weather parameters and aphid population revealed that the aphid population found significant positive correlation with maximum temperature in both consecutive years. Whereas, the aphid population exhibited significant positive correlation with minimum temperature during Rabi 2022-23. A significant and negative correlation found between aphid population and morning RH during Rabi 2023-24. However, Evening RH found a significant negative correlation with aphid population during Rabi 2022-23. Based on the result of present investigation, it was found that seasonal incidence of *Aphis craccivora* will be helpful and play a vital role in prediction and forecasting of pest incidence.

REFERENCES

1. Mohan, N., Aghora, T. S., Wani, M. A. and Divya, B. (2013). Garden pea improvement in India. *Journal of Horticultural Sciences*, **8**(2): 125-164.
2. Stoddard, F.L., Nicholas, A. H., Rubiales, D., Thomas, J., villegas Fernandez, A. M. (2010). integrated pest management in feba bean. *Field crop Research*, **115**:308-318.
3. Bhat, R. and Karim, A. A. (2009). Exploring the Nutritional Potential of Wild and Underutilized Legumes. *International Journal Food Science Technol*, **43**:1338-5.
4. Gueguen, J. and J. Barbot. (1988). Quantitative and qualitative variability of pea (*Pisumsativum* L.) protein composition. *Journal of the Science of Food and Agriculture*, **42**: 209-224.
5. Singh, B. P., Kumar, Y., Kumar, R., and Luthra, S. (2023). Production Technology of Garden Pea. *Agriculture & Food: E-Newsletter*, **5**(9): 140-142.
6. David, B. V. and Kumaraswami, T. (1982). Element of Economic Entomology, Popular Book Depot, Chennai, pp.173.
7. Bijjur, S. and Verma, S. (1995). Effect of abiotic factors on the pests of pea and natural enemies. *Indian Journal of Entomology*, **57**: 233-39.
8. Ibrahim, H., Dangora, D. B., Abubakar, B. and Suleiman, A. B. (2020). Insect and vertebrate pests associated with cultivated field pea (*Pisum Sativum* L.) in Northern Guinea Savanna of Nigeria. *Science World Journal*, **15**: 40-44.
9. Singh, P. S. and Singh, S. K. (2017). Biorational management of aphid and leaf miner infesting pea. *Journal of Food Legumes*, **30**: 55-58.
10. Ramesh, Maradi, M., Rajashekharappa, K., Shivanna, B. K., Veeranna, H. K. and Adivappan, N. (2019). Seasonal Incidence of Aphid, *Aphis craccivora* (Koch) Infecting Yard Long Bean, *Vigna unguiculata sub spp. Sesquipedalis*. *International Journal of Current Microbiology and Applied Sciences*, **8**(12): 2197-2203.
11. Chouhan, B., Choudhary, R., Soneshwar, S., Singh. S., Vishwakarma, D., Kumar, K. and Bhowmick, A. K. (2023). Study the impact of abiotic factors on the population fluctuation of major insect pest of field pea. *International Journal of Environment and Climate Change*, **13**(11): 4618-4625.
12. Omar, V. (2022). Bioecology and evaluation of botanicals and insecticides against pod borer, *Etiellazinkenella*(Treit.) in fieldpea. Ph.D. (Agri.) thesis, A.N.D. University of Agriculture and Technology Ayodhya, Uttar Pradesh, pp. 34-42.
13. Keval, R., Vanajakshi, H. S., Verma, S. and Kumar, A. (2020). Seasonal occurrence of major insect pests infesting pea (*Pisum sativum* L.) in relation with abiotic factors. *Int. J. Agricult. Stat. Sci*, **8**(10): 173-176.
14. Nayak, T. (2014). Screening and characterization of Lentil genotypes against Aphid, (*Aphis craccivora*) infestation. M.Sc. (Agri.) thesis, Jawaharlal Nehru Krishi Vishwa Vidyalaya, Jabalpur, pp. 20-22.

15. Jakkaray (2020). Insect pest complex, screening of varieties and management of sucking pests in French Bean (*Phaseolus vulgaris* L.). M.Sc. (Agri.) thesis, University of Agricultural and Horticultural Sciences, Shivamogga, pp. 42-50.
16. Soratur, M. (2017). Insect Pests of Cowpea [*Vigna unguiculata* (L.) Walp.] and Their Management, M.Sc. (Agri.) thesis, University of Agricultural Sciences, GKVK, Bengaluru, pp. 28-43.
17. Baladhiya, H. C. (2018). Biology and management of aphid, *Aphis craccivora* KOCH on green gram. M.Sc. (Agri.) thesis, Anand Agriculture University Anand, pp. 33-38.
18. Kale, D. C. (2009). Studies on insect pests complex and its chemical control on pea (*Pisum sativum* L.). M.Sc. (Agri.) thesis, Jawaharlal Nehru Krishi Vishwa Vidyalaya, Jabalpur, pp. 28-41.
19. Choudhary, A. L. (2017). Management of Aphid, *Aphis craccivora* Koch on Cowpea, *Vigna unguiculata* Linn. M.Sc. (Agri.) thesis, Sri Karan Narendra Agriculture University, Jobner, pp. 47-50.
20. Borad, M. G., Patel, H. P., Damor, M. P., Pipaliya, G. K. and Aniyaliya, M.D. (2020). Population dynamics of aphid, *Aphis craccivora*Koch on cowpea ecosystem in middle Gujarat. *Journal of Entomology and Zoology Studies*, **8**(1): 805-810.
21. Mishra, S., Kerketta, A., Awasthi, A. K., Tomar, RKS., Dinesh Pandey, D. and Chaure, NK. (2023). Seasonal incidence of aphid, *Aphis craccivora* Koch on black gram and it's correlation with different abiotic factors. *The Pharma Innovation Journal*, **12**(8): 551-553.
22. Singh, K., Singh, D. R., Kumar, S., Afreen, N., Sahu, P., Rajpoot, P. K. and Tripathi, P. (2024). Population dynamics of major insect pest of lentil and correlation with weather factors. *International Journal of Advanced Biochemistry Research*, **8**(9): 1253-1256.
23. Sahoo, G. (2014). Bio-efficacy of eco-friendly pesticides in the suppression of insect pests in pigeon pea. M.Sc. (Agri.) thesis, Orissa University of Agriculture and Technology Bhubaneswar, pp. 33-50.
24. Chauhan, J. V., Panickar, B. K., Prajapati A. R. and Gothi, H. R. (2023). Seasonal Incidence of Insect-Pests of Field Pea. *Environment and Ecology*, **41**(4) :2303-2309.
25. Howal, A. A., Shinde, B. D., Wankhede, S. M., Sanap, P. B., Jalgaonkar, V. N. and Ingole, D. B. (2024). Seasonal incidence of major insect pests of dolichos bean (*Lablab purpureus* L.) in Konkan region. *International Journal of Advanced Biochemistry Research*,**8**(10): 785-788.
26. Patnaik, S., Gadekar, M., Khandwe, N. and Kushawah, J. (2024). Seasonal incidence of major insect pestsof pea in Malwa region of Madhya Pradesh. *Indian Journal of Entomology*, 10.55446.
27. Bashir, S. (2020). Studies on Insect Pest Complex of Field Pea, *Pisum sativum* (L.) in Kashmir. M.Sc. (Agri.) thesis, Sher-e-Kashmir University of Agricultural Sciences & Technology of Kashmir, pp. 28-31.
28. Kallappa, A. R. (2012). seasonal abundance and bioefficacy of entomopathogenic fungi against aphids on Lucerne (*Medicago sativa* L.). M.Sc. (Agri.) thesis, Mahatma Phule Krishi Vidyapeeth Rahuri, Maharashtra, pp. 24-34.
29. Chakraborty, S. (2006). Pest reaction to mung bean (*Vigna radiata* L. Wilczek) and identification of bases of resistance. Ph.D. (Agri.) thesis, Uttar Banga Krishi Viswavidyalayapundibari, West Bengal, pp. 53-55.

30. Ahlawat, S. D., Verma, T. and Yadav, R. (2022). Population dynamics of major insect-pests of lentil and correlation with abiotic factors. *Journal of Food Legumes*, **35**(1): 47-50.
31. Pandit, G. (2023). Occurrence of insect pests and their non-chemical management on field pea (*Pisum sativum* var. *Arvense* L.). M.Sc. (Agri.) thesis, Birsa Agriculture University Kanke, Ranchi, pp. 31-55.
32. Kumar, G. and Yadav, S. S. (2018). Population dynamics of major insect pests of lentil. *Journal of Entomology and Zoology Studies*, **6**(4): 1274-1276.

UNDER PEER REVIEW