

# Surveillance of Bovine Trypanosomiasis in the peri-urban zone of Bamako as a prelude to a campaign to eradicate the disease trypanosomiasis animal in the basin of River Niger Mali

## ABSTRACT

African Animal Trypanosomiasis (AAT) is a haemoparasitic diseases that considerably hampers socioeconomic development in sub-Saharan Africa. One way to counter this scourge is through vector control and treatment chemoprevalence. **Objective:** This study aims to help breeders in the study zone to control AAT. **Location and duration of the study:** About three-year longitudinal follow-up was conducted in seven municipalities around Bamako city (Mande, Kalabankoro, Sanankoroba, Kati, Tienfala, Baguinéda, and Koulikoro Mandé, Kati, Kalabankoro, Sanankoroba, Baguinéda, Tienfala) in add the district of Bamako from March 2007 to December 2009. **Methodology:** Thirty to fifty heads of cattle were randomly selected in each municipality, and depending on herd size, 5 to 10 heads of cattle were selected from each herd for examination. For each run, all animals diagnosed with *Trypanosoma* spp. positivity were systematically treated. **Results:** A total of 7,622 blood samples from 312 cattle per visit of different breeds (Peulh zebu, Metis, and Mmeremetis, N'Damaas predominant breeds) were collected and examined. A total of 106 animals were found infected with two *Trypanosoma* species (*T. vivax*, 99% and *T. congolense*, 1%). Prevalence was significantly ( $P < 0.05$ ) variable not only by breed (78.25% for zebu and nil for N'Dama) but also by year (4.47%, 0.53% and 0.1% in 2007, 2008 and 2009, respectively). Variability was also observed according to locality. However, this did not vary according to the sex of animal ( $P = 0.07$ ). A total of 1691 doses of trypanocidal products were administered to infected animals. **Conclusion:** As a result of treatment, the incidence and prevalence of the disease has decreased considerably. However, the risk of disease transmission remains, as biological and mechanical vectors are omnipresent in the area. Besides, Seasonal animal movements are also a risk factor. Study suggests regular monitoring, vector management and trypanocidal treatment to reduce the disease incidence and improve livestock productivity.

**Keywords:** Trypanosomiasis, Cattle, Prevalence, Peri-urban, Bamako Mali.

## 1. INTRODUCTION

Trypanosomiasis is a parasitic disease of humans and animals transmitted by tsetse flies (biological vector) or other insects such as tabanids or stomoxes, which transmit the parasite mechanically. Endemic mainly in domestic animals, this disease remains a major obstacle to the development of livestock farming in infested regions (Farougou *et al.*, 2012). Endemic primarily in domestic animals, this condition remains a major obstacle to livestock

Formatted: Affiliation

Comment [DNS1]: Check the number. Is it 12 or different as given in methodology?

Comment [DNS2]: Check 30-50 heads

Formatted: Font: Not Italic

development in infested regions (Farougou *et al.*, 2012). According to Affognon *et al.* (2012), nearly 80% of the human population lives in tsetse-infested areas and depends mostly on agriculture. In these countries, livestock farming contributes between 10% and 20% of the country's GDP. Trypanosomiasis, a debilitating and fatal livestock disease, is one of the major constraints on the socio-economic development of populations, causing a drop in productivity and considerable economic losses (Bouyer *et al.*, 2006). The Koulikoro region and the Bamako district are 80% infested with tsetse fly (Traoré *et al.*, 2024). Every year, around 2.7 million cattle and 2.5 million people are exposed to the risk of the disease (Djitèye *et al.*, 1992). Faced with the constraints imposed by African Animal Trypanosomiasis (AAT) and its vectors on the promotion of agriculture and livestock farming in countries affected by the scourge, several national tsetse fly and trypanosome control projects have been developed in Africa. While some of these projects have been successful (reducing tsetse fly density and trypanosome infection rates in livestock), unfortunately, they have not led to the eradication of tsetse fly and trypanosomiasis. They continue to represent a major health and economic challenge in sub-Saharan Africa. Animal trypanosomiasis can lead to a progressive deterioration in the affected individual's general condition. Domestic animals infected with the disease can act as reservoirs.

The peri-urban area is the dairy belt and source of meat production for a population of approximately 4.228 million (INSTAT, 2024). There are very few equidae (François *et al.*, 2002). Poultry farming is practiced in almost every village. The invertebrate fauna is rich in insects of medical, veterinary, and agricultural interests (Muscidae, Culicidae and Simuliidae) (François *et al.*, 2002). These environmental conditions provide a biotope conducive to the proliferation of tsetse flies, vectors of trypanosomiasis. Hence, this site is, also an agrosilvo-pastoral zone. Dairy products, poultry, truck farm produce, and other products come from these sites, and many local livestock farmers are tempted by the idea to fatten up small ruminants. Regular summer rainfall also allows the development of wooded savannahs, cereal, and industrial crops such as sorghum, corn, and cotton.

Livestock farming is the second most important primary sector in the Niger River basin. Livestock numbers have risen steadily in recent decades. Livestock comprised mainly of poultry (17,253,244), sheep and goats (132,206), cattle (43,285), asians (872), and only 790 horses (DNPIA, 2022). Livestock production systems are traditionally extensive and characterized by exclusive or semi-intensive herding, especially in the peri-urban area of Bamako. Most of the herds were sedentary. Cattle breeds include Peulh zebu, Maure zebu, N'Dama, stabilized crossbreeds (Méré), and local/exotic crossbreeds (Montbéliard, Rouge des Steppes and Holstein). Among small ruminants, the Djalonné and related breeds are predominant (Traoré *et al.*, 2019). Intensive livestock farming is booming in this area. The introduction of improved breeds during this period significantly increased milk production and led to the establishment of small milk processing units. However, transhuman herds are present during the dry season. Endoparasites such as transboundary trypanosomes can considerably reduce herd productivity, exposing almost 50% of the human population to food insecurity (Matteroni *et al.*, 2004). The asymptomatic nature of AAT can often result in reduced productivity and weakened animals; hence, this study aimed to determine the prevalence of AAT in different breeds of cattle in the peri-urban zone of Bamako to help breeders control the disease and improve animal productivity.

## 2. MATERIALS AND METHODS

### 2.1. Study area

The study was conducted in Bamako and its suburbs from 2007 to 2009. The District of Bamako stretches 22 km from West to East and 12 km from North to South, covering an area of 277 km<sup>2</sup> (Figure 1). In 2009, the human population was estimated at 1,810,366, with a density of 4,563.17 inhabitants/km<sup>2</sup> (ANMM, 2021). The city of Bamako is watered by the Niger River over a length of approximately 26 km and therefore enjoys a fairly humid tropical climate with a marked dry season and rainy season. The livestock are mainly cattle, sheep, and goats. These animals are a source of income for the local population.

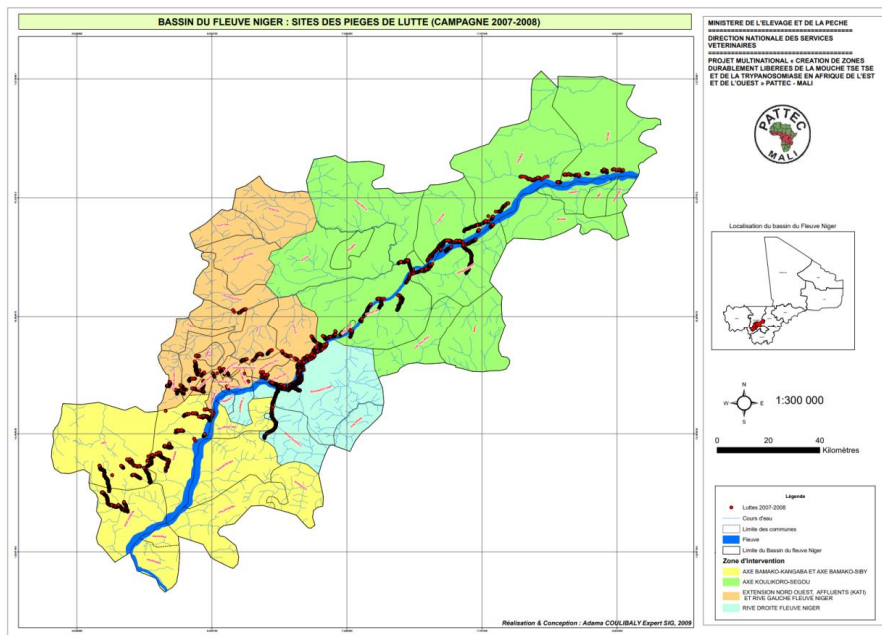


Figure 1: Location of the study area (source, PATTEC-Mali, 2007)

## 2.2. Methodology

This descriptive cross-sectional study with repeated passages included seven municipalities (Mande, Kalaban coro, Sanankoroba, Kati, Tienfala, Baguinéda, Koulikoro) in the Bamako district. Five villages in each of these communes were randomly selected. For each run, blood samples were collected from around 12 animals in different herds, depending on the availability of the owners, giving an average of 312 cattles per run. The sample size was determined by using online questionnaire (Winepi.net) with a confidence level of 95% and margin of error of 5%. The selected animals were entered by noting the identification code, sex, age, breed, and date of the last trypanocidal treatment received. Blood was drawn from the jugular vein and collected in vacutainer tubes, each containing an anticoagulant. The method of Murray (1977) was used to examine buffy coats after differential centrifugation in the capillary tubes of trypanosomes. The hematocrit level was determined using the Buffy Coat test. This procedure consisted of filling microtubes 2/3 full with blood and sealing one end with plasticine (modeling paste). The tubes were then centrifuged for 5 min at 12,000 rpm in a hematocrit centrifuge. The hematocrit level was estimated using a hematocrit reader after examination of the interface (Buffy Coat). After reading, the tube was cut 1 mm below the interface using a diamond cutter to include the layer of erythrocytes. This fluid was then observed under a darkfield or phase-contrast microscope at 400X magnification to determine the animal's parasitemia. During the investigations, all animals diagnosed as

positive for and those with hematocrit levels below 25% were treated with a trypanocide (Diminazene aceturate) at a dose of 3.5 mg/kg.

### 2.3. Cattle selection criteria

Cattle were selected at random, regardless of sex, age or breed, according to availability and the number of herds in the region. Verbal consent was obtained from the owner of each herd. 12 breeds were recorded during our surveys. Of these, 3 breeds were predominant, the Peulh zebu (33.5%), the Metis (33.5%) and the Mérés (30.6%). Breeds such as the zebu Maure and N'Dama accounted for 2.5% and 0.5%, respectively. A few isolated breeds such as Azawak, Goudale, Bodouro, Holsten and Batorodji accounted for just 0.5%.

### 2.4. Data analysis

Data were entered into Excel version 2007. Statistical analyses were performed using R software (R version 4.4.2, <http://www.r-project.org>) which generated the graph, determined the frequency and the average; Bartlett's Chi<sup>2</sup> test was used to compare variances at the 5% level of significance.

### 2.5. Ethical issues

The study protocol was approved by the institutional ethics committee of the Faculty of Science and Technology (FST). Informed, voluntary consent was obtained from all owners. All measures were taken to minimize the risks associated with participation in the study.

## 3. RESULTS AND DISCUSSION

Parasitological analysis was carried out on a total of 7,622 blood samples from eight-seven communes over three survey years. The expected sample size was 312 cattles by run; Due to the constraints encountered in the field, this number slightly decreased or increased, hence 2015, 2,646 and 2,961 cattle samples in 2007, 2008 and 2009, respectively (P=0.39) were collected. The majority of cattle were females (70.6%), with a sex ratio of 1:2.62 (5878/2244). More than ten breeds were recorded in the area, with a predominance of the Peulh zebu breed (33.5%), mixed breeds (32.3%) and merés (30.6%). The N'Dama breed was in the minority (0.5%). A few isolated races such as Azawa, Goudale, Bodouro, Holsten and Batorodji accounted for only 0.5%. Two species of *Trypanosoma* sSp. were detected (*T. congolense* and *T. vivax*). 99% of the cases detected were due to *T. vivax* (102/106) compared with only 1% (04/106) for *T. congolense* (Figure 2).

Comment [DNS3]: What is it? As per section 2.3 above, Metis is 33.5%

Formatted: Font: Not Italic

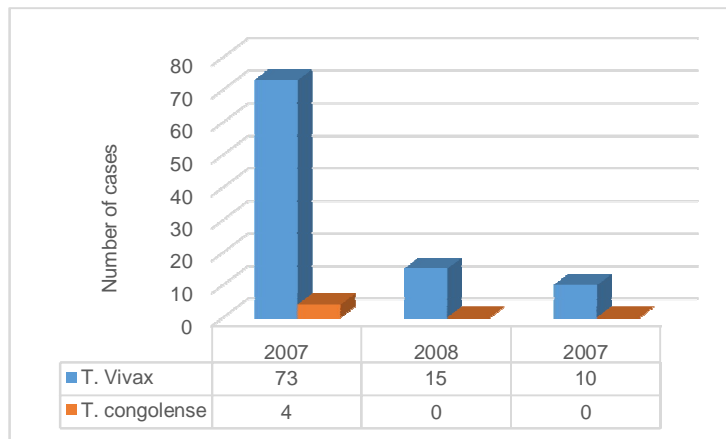


Figure 2: Annual prevalence according to *Trypanosoma SP* species

Comment [DNS4]: T. vivax not T. Vivax

The highest infection rate was obtained in 2007 (4.47%) and the lowest in 2009 (0.1%). The difference was highly significant ( $P=0.7$ ) (Figure 3).

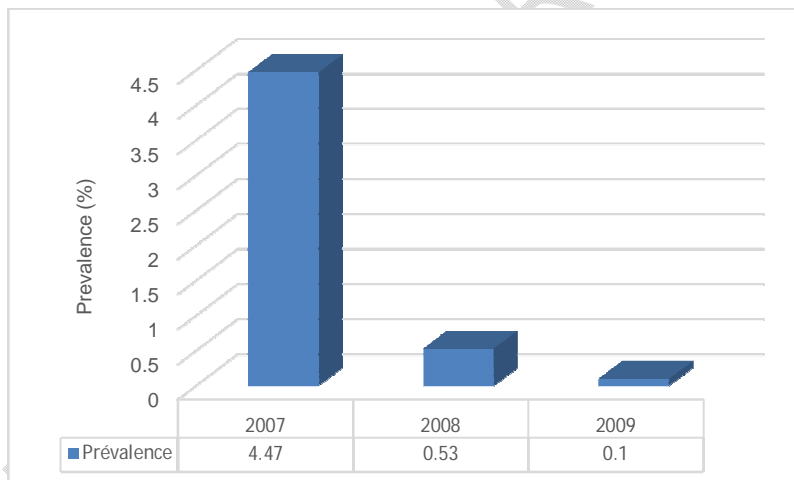
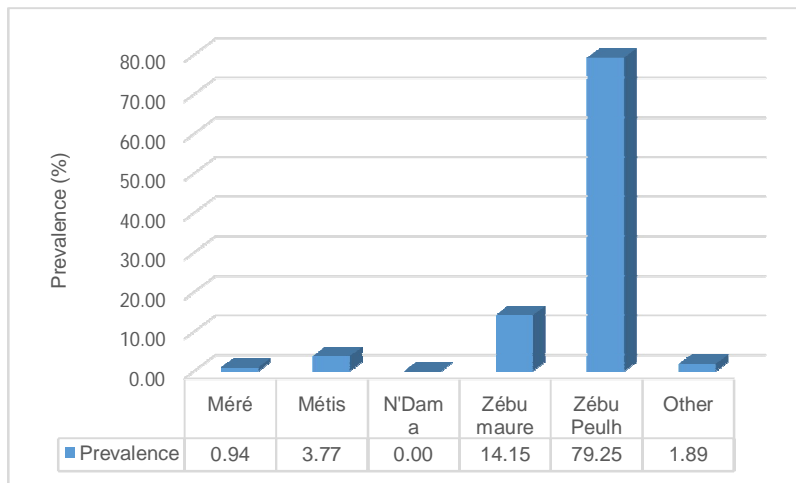


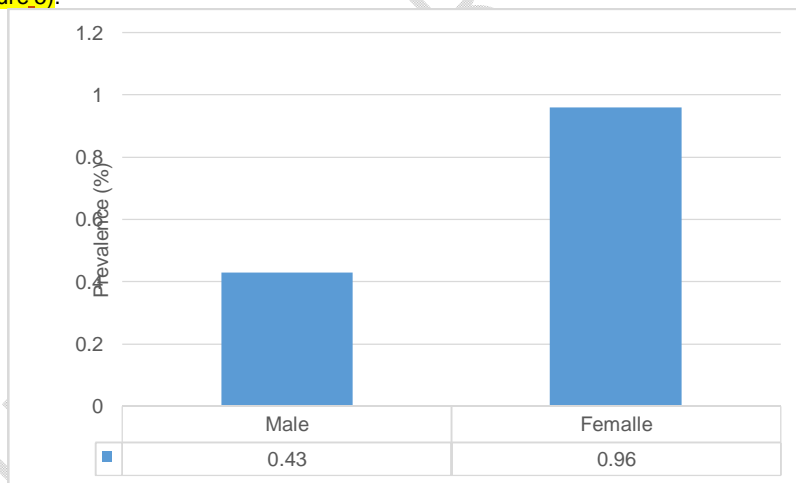
Figure 3: Change in prevalence during the study period

The AAT/FAA infection rate was significantly different according to breeds (Figure 4). The breeds most affected were Peulh Zebu (79.25%), Maure Zebu (14.15%), and mixed breeds (Azawak, Goudale, Bodouro, Holsten and Batorodji, ~~account~~) (3.14%). The prevalence for imported dairy cows and heifers breeds were 3.14% and 1.89%, respectively. The prevalence rate of AAT was zero according N'Dama.



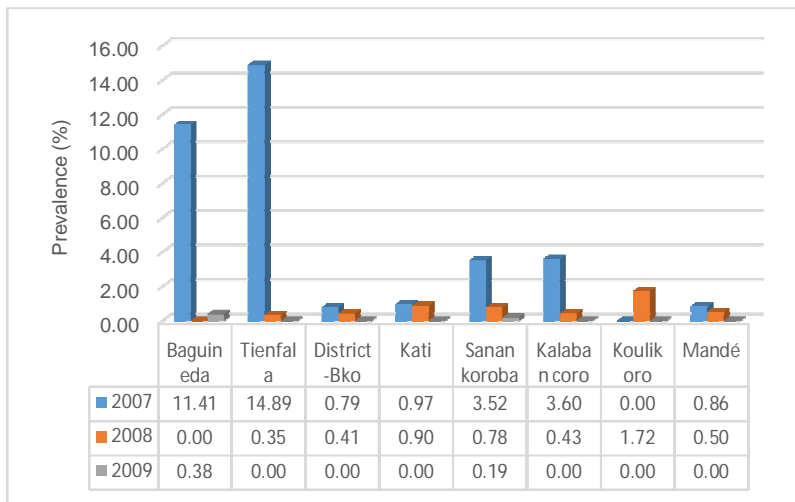
**Figure 4:** Prevalence varies by breed

The overall mean prevalence was 0.4% (33/7622) for males and 0.9% (73/7622) for females. Specifically, 1.49% (33/2244) males were infected compared with 1.36% (73/5378) females (Figure 5).



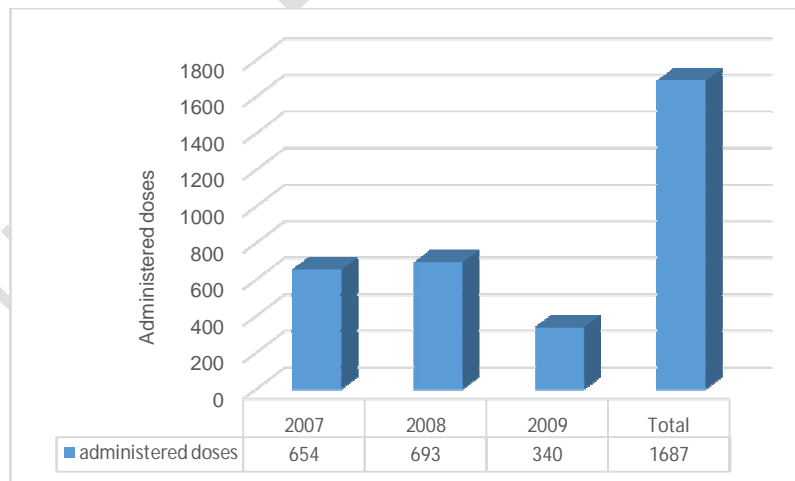
**Figure 5:** Variation in prevalence according to sex

Depending on the locality, cattle in the municipalities of Tienfala and Baguinéda were the most affected, with almost 15% and 11.49% prevalence, respectively in 2007, while Koulikoro (1.72%) and Kati (0.9%) recorded the highest rates in 2008. The prevalence was almost zero in all the municipalities in 2009, with the exception of Baguinéda (0.38%) and Sanankoroba (0.19%) ( $P < 0.5\%$ ) (Figure 6).

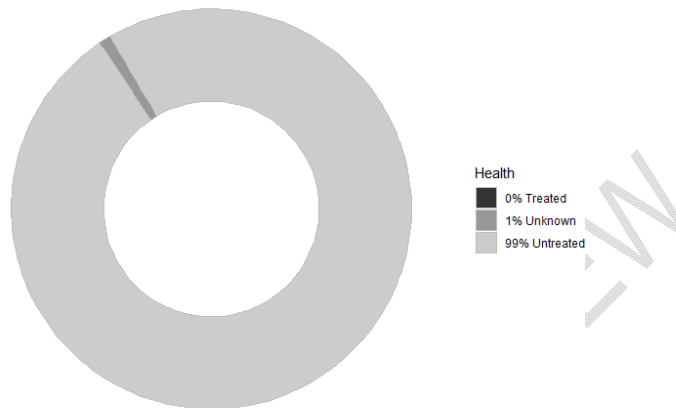


**Figure 6:** Variation in prevalence by municipality

According to the trypanocidal treatment received by the animals (Figure 7), the prevalence was highest among those not treated (99%), very low among those whose status was unknown, and nil among those who had received a dose of trypanocide, as shown in figure 8.



**Figure 7:** Doses of trypanocides administered per year



**Figure 8:** Variation in prevalence according to animal health status

Careful monitoring can help reduce disease incidence. Lowering pressure in an area can reduce disease transmission by biological vectors (Traoré *et al.*, 2019). The reduction in the number of infestation cases recorded during the study period could be explained by the systematic investigation and treatment of all animals detected positive and those suspected of being infected, in order to interrupt the chain of transmission in the area between 2007 and 2009. These results corroborate those of Traoré *et al.* (2019) and Diall *et al.* (1987) on the Madina Diassa ranch. In 2005, a project to control tsetse flies and trypanosomiasis in Mali (PLMT) was able to control the AAT epidemic in the Tienfala-Baguinéda agropastoral zone by reducing the average prevalence from 17.6% to 1.1%, then 1.48% and 1.22% for three consecutive years [AAT control coordination unit (UCLT), 2005]. The average prevalence rate was 1.4%. Despite the high number of females, the average prevalence rate by sex was not significant ( $P > 0.05$ ). However, when considering the group by sex, the rate was higher in the males than in the females ( $P = 0.00$ ). These results are contrary to those reported by Tanenbe *et al.* (2010) in Cameroon, who reported a prevalence rate of 46.1% in males and 35.6% in females.

Farougou *et al.* (2012) identified two *Trypanosoma* sp. species (*T. vivax* and *T. congolense*); however, they found that 33.3% of infections were due to *T. vivax* and 44.5% to *T. congolense*, in contrast to our study where 99% of cases were caused by *T. vivax* versus 1% for *T. congolense* ( $P < 0.05$ ). Tanenba *et al.* (2010) found that *T. congolense* predominated in their study area and attributed this increase to the probable proximity of tsetse flies to other animals (Tanenbe *et al.*, 2010). The predominance of this species over *T. congolense* in this study is explained by the presence of *Glossina palpalis gambiensis*, the only species identified for over 10 years in the municipalities of Mandé, Tienfala, Baguinéda, and even Kati, and the main biological vector of *T. vivax* (Traoré *et al.*, 2024). In 1986, in Madina Diassa (Diall *et al.*, 1986), identified three species (*T. vivax*, *T. congolense* and *T. brucei*), with a predominance of *T. congolense*. Boka *et al.* (2019) identified only one species (*T. vivax*) with a prevalence of approximately 6%. There was a highly significant variability in

Formatted: Font: Not Italic



prevalence between breeds ( $P=0.00$ ). The percentage was high for the zebus (79.25%) and null for the N'Dama breed. Aka *et al.* (2022) also showed the tolerance of certain breeds to trypanosomes, such as the Lagunaire breed in Côte d'Ivoire, compared with the N'Dama breed. In southern Mali, Diall *et al.* (1986) reported that the N'Dama breed is more resistant to trypanosomiasis infections.

Prevalence varied significantly between localities ( $P=0.00$ ). In 2007, it ranged from 0% (Koulikoro) to 14.89% (Tienfala), while in 2009 it was 0.38% in Baguinéda, 0.19% in Sanankoroba, and zero in the other communes ( $P<0.05\%$ ). This variability in prevalence has also been shown by Bengaly *et al.* (1998) in the provinces of Boulagouriba, Kéné Dougou, and Mouhoun in Burkina Faso (Bengaly *et al.*, 2001), as well as by Tanenbe *et al.* (2010). A few cases of *T. theileri* have been reported, but since its pathogenic role is poorly known, as shown by Amato *et al.* (2019), they have been neglected (Amato *et al.*, 2019).

The Bamako district is at the center of the abovementioned municipalities and is a focal point for trade. In the area, most livestock breeders fatten their animals and, in most cases, sell their calves, while others use them for dairy production. Controlling certain diseases can help improve livestock production. Animal production capacity can be influenced by several factors (Diaf, 2008), including zoonoses. As livestock farming is the main economic activity in the peri-urban area of Bamako, infection of animals with haemoparasites, such as trypanosomes, can affect the quantity and quality of animal productivity. Houndje *et al.* (2024) reported that knowledge of dominant parasitic pathologies can help estimate the costs of agropastoral products and that assessing the prevalence of these parasitic pathologies is vital for the agropastoral sector (Houndje *et al.*, 2024). This low prevalence does not negate the risk of disease transmission. Although tsetse densities have been low in recent years, the very remarkable roaming of animals, as well as transhumance (moving from one area to another at the same time) are factors that favor close contact between hosts and vectors and consequently increase the risk of transmission. Houndje *et al.* (2024) reported that even if the prevalence of trypanosomosis is declining, interbreeding and/or roaming of animals can increase the risk of transmission. Diaf (2008) showed that despite booming animal productivity in southern countries, supply is not keeping pace with demand because of demographic growth (Diaf, 2008). Controlling endoparasitic diseases could guarantee better animal production and contribute to improving food safety.

#### 4. CONCLUSION

The aim of this study was to determine the prevalence of AAT in cattle in the peri-urban zone of Bamako district to help breeders control the disease and improve animal productivity. Trypanosomiasis control campaigns in and around Bamako have reduced trypanosome infection rates in cattle. However, transhumance, or the traditional movement of herds from one pasture to another depending on the seasons, the presence of tsetse flies (biological vector of AAT) and other insects (mechanical vectors) in the study area are risk factors for disease resurgence.

#### DISCLAIMER (ARTIFICIAL INTELLIGENCE)

Author(s) hereby declare that NO generative AI technologies such as Large Language Models (ChatGPT, COPILOT, etc.) and text-to-image generators have been used during the writing or editing of this manuscript.

#### COMPETING INTERESTS

Authors have declared that no competing interests exist.

#### REFERENCES

1. Farougou S, Allou SD, Sankamaho I, Codjia V. (2012). Prevalence of Trypanosome Infections in Cattle and Sheep in the Benin's West Atacora Agro-ecological zone. *TROPICULTURA*, 30, 3, 141- 1146
2. Affognon H, Mutungi C, Sanginga P, Borgemeister ( 2015). Unpacking Postharvest Losses in Sub-Saharan Africa: A Meta-Analysis. *World Development*. ;66:49-68.
3. Bouyer J, Guerrini L, Desquesnes M, De La Rocque S, Cuisance D (2006). Mapping African Animal Trypanosomosis risk from the sky. *Vet Res. t*;37(5):633-45.
4. Traoré A, Koné OI, Ly B, Kéita YF, Bass B, Diawara MO, et al (2024). Spatial Distribution and Ecological Determinants of Tsetse Flies in Trypanosomiasis-endemic Regions of Mali. *J Appl Life Sci Int*. 27(6):99-107.
5. Djiteye A, Moloo SK, Bi KF, Coulibaly E, Diarra M, Ouattara I, et al. Control trial against *Glossina palpalis gambiensis* (Vanderplank, 1949) using traps and screens impregnated with deltamethrin in the Sudanian zone of Mali. *Revue d'élevage et de médecine vétérinaire des pays tropicaux*. 1998;51(1):37-45.
6. INSTAT (2011) Report by the DNPD (National Development Planning Directorate) of Mali
7. I DNPIA. (2022). Annual Report (Bamako: Direction Nationale des Productions et des Industries Animales). 2022 ; Avenue de la Liberté, Route de Koulouba. BP : 265 ; Bamako - Mali, Annual Report, 118 p
8. Astan T., Alpha SY, Boubacar B, Boucader D, Tiefolo K. (2019). Effect of deltamethrin and diminazene aceturate treatments on tsetse flies and cattle as a prelude to a tsetse fly eradication campaign in the niger river basin, Mali . *American Journal of Innovative Research & Applied Sciences.*; 9(4): 320-327.
9. Mattioli E, Pittet B, Palliani R, RÖhl HJ, Schmid-RÖhl A, Moretini E (2004). Phytoplankton evidence for the timing and correlation of palaeoceanographical changes during the early Toarcian oceanic anoxic event (Early Jurassic). *JGS*. 161(4):685-93.
10. ANMM (2010). Climate and year-round weather averages for the regions of Mali. <https://planificateur.a-contresens.net>
11. Michel JF, Tyc J., Messad S. (2002). National census of transhumant and nomadic livestock in Mali. Montpellier : CIRAD-EMVT, 2 vol. (103, 228 p.)5. Agritrop [https://agritrop.cirad.fr/document\\_563912](https://agritrop.cirad.fr/document_563912)
12. Murray M, Murray PK, McIntyre WIM (1977). An improved parasitological technique for the diagnosis of African trypanosomiasis. *Transactions of The Royal Society of Tropical Medicine and Hygiene*. 71(4):325-6.
13. Astan T, Boubacar B., Alpha SY, Youssouf FK, Solomani B., Bintou L., and Bernard A.S. (2019) «The influence of the vegetation index on the apparent density of tsetse in the communes of Mandé and Kita, Mali». *International Journal of Innovation and Scientific Research*, vol. 66, n° 2, pp. 279-288
14. UCLT (TAA control coordination unit). (2005). Integrated control of animal trypanosomosis through the creation of a tsetse fly free zone. Mali/Burkina Fasso/IAEA tripartite project, summary of the results of tsetse fly control campaigns from 2003 to 2005.
15. Tanenbe, C., Gambo, H., Musongong, A.G., Boris, O. and Achukwi, M.D. (2010) Prevalence of bovine trypanosomosis in the departments of Faro and Déo, and Vina in Cameroon: Assessment of twenty years of tsetse fly control. *Revue d'élevage et de médecine Vétérinaire des Pays Tropicaux*, 63, 53-55.
16. Diall, O., Bocoum, Z., Sanogo, Y., & Yattara, Z. (1986). Incidence of bovine trypanosomosis on the Madina-Diassa ranch (Mali). Curative treatment of sick animals. *Revue d'élevage Et De médecine vétérinaire Des Pays Tropicaux*, 39(3-4), 301-305.
17. Boka, O. M., Boka, E. E. J., Yapi, G. Y., Traoré, S. I., & Kouamé, K. E. (2019). Epidemiology of African animal trypanosomosis in cattle in the Korhogo department (Ivory Coast). *Revue d'élevage Et De médecine vétérinaire Des Pays Tropicaux*, 72(2), 83-89.
18. Aka s, Soro B, Kanh M, Kpandji I, Koffi M, Sokouri D. Dwarf short-horned bulls in the West African cattle herd: the case of the Lagunaire and Muturu breeds. *Revue Marocaine des Sciences Agronomiques et Vétérinaires* • p-ISSN. 2028; 991X.
19. Bengaly, Z., Ganaba, R., Sidibé, I., & Desquesnes, M. (2001). Animal trypanosomiasis in cattle in the South Sudan zone of Burkina Faso. Results of a serological survey. *Revue d'élevage Et De médecine vétérinaire Des Pays Tropicaux*, 54(3-4), 221-224.
20. Amato, B., Mira, F., Di Marco Lo Presti, V., Guercio, A., Russotto, L., Gucciardi, F., ... & Cannella, V. (2019). A case of bovine trypanosomiasis caused by *Trypanosoma theileri* in Sicily, Italy. *Parasitology research*, 118, 2723-2727.
21. Diáf Hocine. 2008. Effets des facteurs externes sur les performances de reproduction des bovins locaux en Afrique intertropicale. Montpellier : Agritrop, <https://agritrop.cirad.fr/UM2>, 34 p.
22. Houndjè E, Gnammi G, Yessinou E, Cyrille B, Ahounou S, Farougou S (2024). Estimation of the economic impact of main cattle diseases in herds in the commune of Matéri, Benin. *Moroccan Journal of Agronomic and Veterinary Sciences.*;12(4):223 6.

**Comment [DNS5]:** Arrange alphabetically

Please match all the references with that cites in the text including the year of publication. Like the reference Diall et al 1987 is still missing.

Please see how to write the reference R Core Team 2021

The reference INSTAT 2021 is not complete.